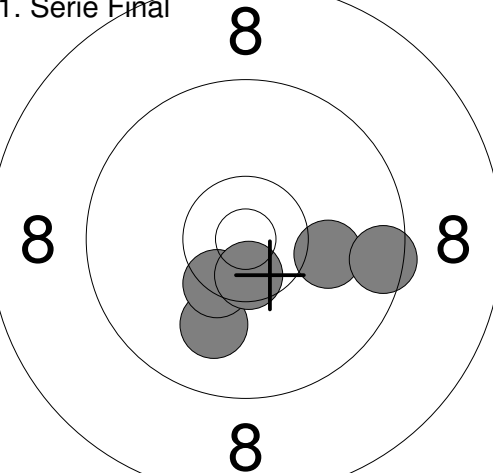
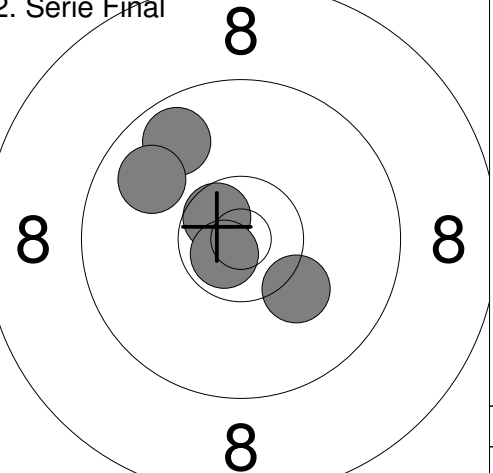
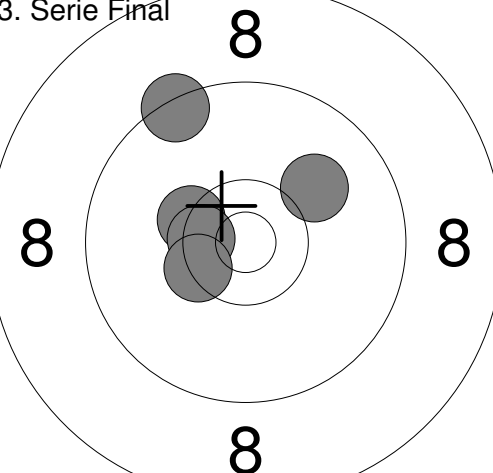
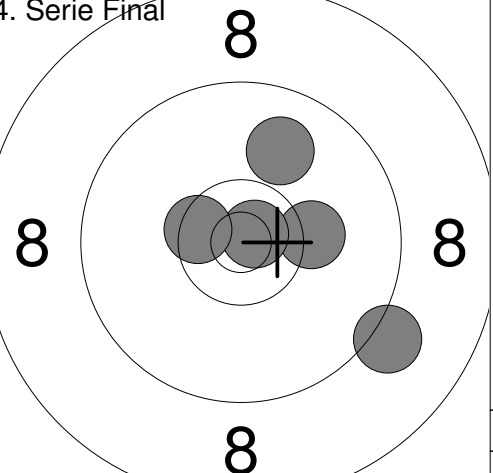
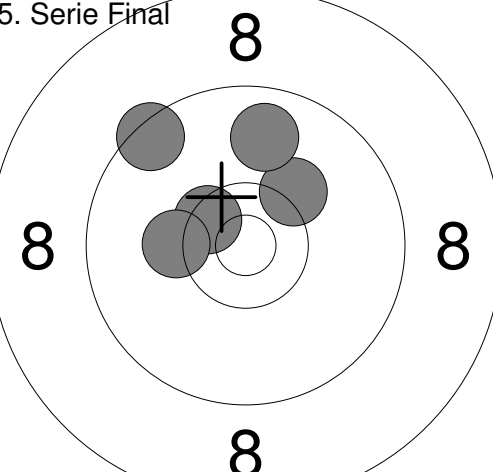
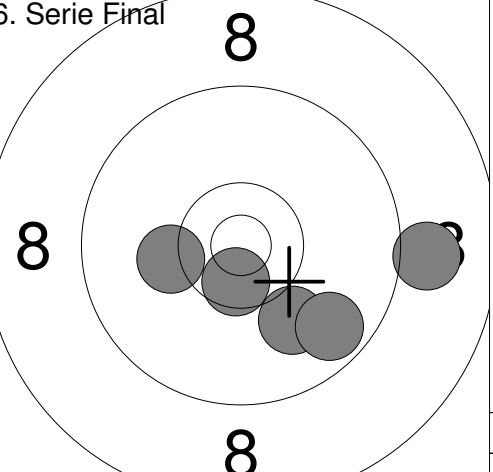
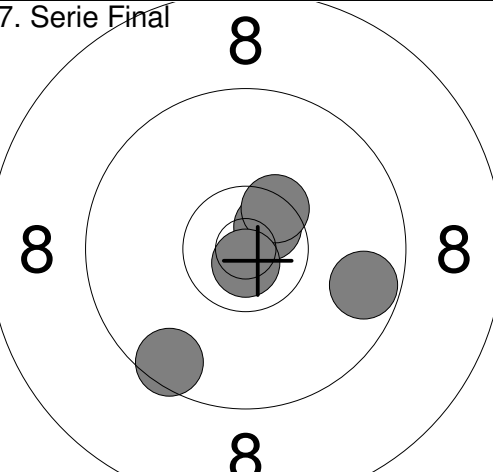
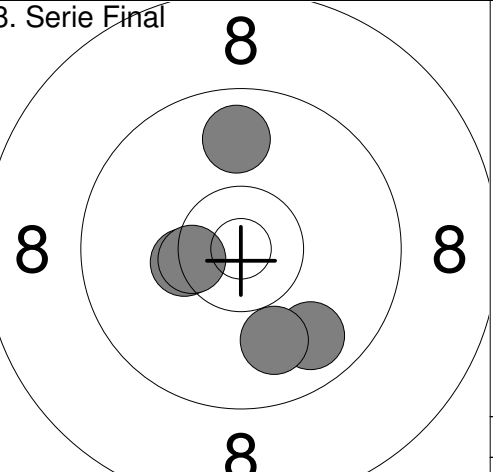
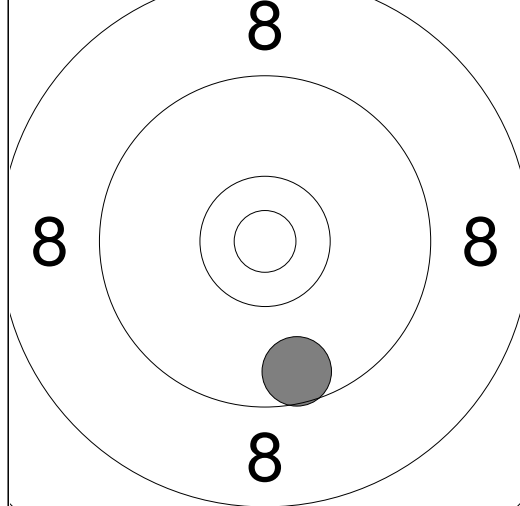


50m

06.05.2016 Sweden GP 2016 Final Trollhättans SKF

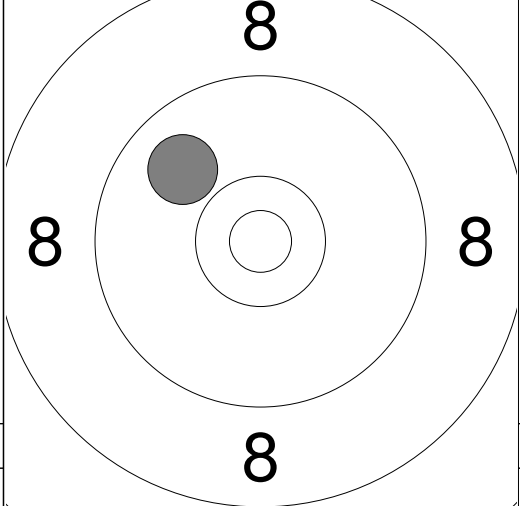
<p>1. Serie Final</p>  <table border="1" style="width:100%; border-collapse: collapse; margin-top: 10px;"> <tr> <td style="width:50%;">1: 10.1 →</td> <td style="width:50%;">2: 10.0 ↓</td> </tr> <tr> <td>3: 10.4x ↓</td> <td>4: 10.6x ↓</td> </tr> <tr> <td>5: 9.5 →</td> <td></td> </tr> <tr> <td colspan="2" style="text-align: right;">Serie 50.6</td> </tr> <tr> <td colspan="2" style="text-align: right;">Total 50.6</td> </tr> </table>	1: 10.1 →	2: 10.0 ↓	3: 10.4x ↓	4: 10.6x ↓	5: 9.5 →		Serie 50.6		Total 50.6		<p>2. Serie Final</p>  <table border="1" style="width:100%; border-collapse: collapse; margin-top: 10px;"> <tr> <td style="width:50%;">1: 10.2 ↘</td> <td style="width:50%;">2: 10.6x ↗</td> </tr> <tr> <td>3: 10.7x ↙</td> <td>4: 9.7 ↗</td> </tr> <tr> <td>5: 9.8 ↗</td> <td></td> </tr> <tr> <td colspan="2" style="text-align: right;">Serie 51.0</td> </tr> <tr> <td colspan="2" style="text-align: right;">Total 101.6</td> </tr> </table>	1: 10.2 ↘	2: 10.6x ↗	3: 10.7x ↙	4: 9.7 ↗	5: 9.8 ↗		Serie 51.0		Total 101.6	
1: 10.1 →	2: 10.0 ↓																				
3: 10.4x ↓	4: 10.6x ↓																				
5: 9.5 →																					
Serie 50.6																					
Total 50.6																					
1: 10.2 ↘	2: 10.6x ↗																				
3: 10.7x ↙	4: 9.7 ↗																				
5: 9.8 ↗																					
Serie 51.0																					
Total 101.6																					
<p>3. Serie Final</p>  <table border="1" style="width:100%; border-collapse: collapse; margin-top: 10px;"> <tr> <td style="width:50%;">1: 10.3x ←</td> <td style="width:50%;">2: 10.0 ↗</td> </tr> <tr> <td>3: 10.5x ←</td> <td>4: 9.4 ↗</td> </tr> <tr> <td>5: 10.4x ←</td> <td></td> </tr> <tr> <td colspan="2" style="text-align: right;">Serie 50.6</td> </tr> <tr> <td colspan="2" style="text-align: right;">Total 152.2</td> </tr> </table>	1: 10.3x ←	2: 10.0 ↗	3: 10.5x ←	4: 9.4 ↗	5: 10.4x ←		Serie 50.6		Total 152.2		<p>4. Serie Final</p>  <table border="1" style="width:100%; border-collapse: collapse; margin-top: 10px;"> <tr> <td style="width:50%;">1: 10.2 →</td> <td style="width:50%;">2: 9.1 ↘</td> </tr> <tr> <td>3: 10.8x ↗</td> <td>4: 9.9 ↗</td> </tr> <tr> <td>5: 10.5x ←</td> <td></td> </tr> <tr> <td colspan="2" style="text-align: right;">Serie 50.5</td> </tr> <tr> <td colspan="2" style="text-align: right;">Total 202.7</td> </tr> </table>	1: 10.2 →	2: 9.1 ↘	3: 10.8x ↗	4: 9.9 ↗	5: 10.5x ←		Serie 50.5		Total 202.7	
1: 10.3x ←	2: 10.0 ↗																				
3: 10.5x ←	4: 9.4 ↗																				
5: 10.4x ←																					
Serie 50.6																					
Total 152.2																					
1: 10.2 →	2: 9.1 ↘																				
3: 10.8x ↗	4: 9.9 ↗																				
5: 10.5x ←																					
Serie 50.5																					
Total 202.7																					
<p>5. Serie Final</p>  <table border="1" style="width:100%; border-collapse: collapse; margin-top: 10px;"> <tr> <td style="width:50%;">1: 10.5x ↖</td> <td style="width:50%;">2: 10.2 ↗</td> </tr> <tr> <td>3: 10.2 ←</td> <td>4: 9.8 ↗</td> </tr> <tr> <td>5: 9.5 ↗</td> <td></td> </tr> <tr> <td colspan="2" style="text-align: right;">Serie 50.2</td> </tr> <tr> <td colspan="2" style="text-align: right;">Total 252.9</td> </tr> </table>	1: 10.5x ↖	2: 10.2 ↗	3: 10.2 ←	4: 9.8 ↗	5: 9.5 ↗		Serie 50.2		Total 252.9		<p>6. Serie Final</p>  <table border="1" style="width:100%; border-collapse: collapse; margin-top: 10px;"> <tr> <td style="width:50%;">1: 9.0 →</td> <td style="width:50%;">2: 10.0 ↓</td> </tr> <tr> <td>3: 10.6x ↓</td> <td>4: 9.7 ↓</td> </tr> <tr> <td>5: 10.2 ←</td> <td></td> </tr> <tr> <td colspan="2" style="text-align: right;">Serie 49.5</td> </tr> <tr> <td colspan="2" style="text-align: right;">Total 302.4</td> </tr> </table>	1: 9.0 →	2: 10.0 ↓	3: 10.6x ↓	4: 9.7 ↓	5: 10.2 ←		Serie 49.5		Total 302.4	
1: 10.5x ↖	2: 10.2 ↗																				
3: 10.2 ←	4: 9.8 ↗																				
5: 9.5 ↗																					
Serie 50.2																					
Total 252.9																					
1: 9.0 →	2: 10.0 ↓																				
3: 10.6x ↓	4: 9.7 ↓																				
5: 10.2 ←																					
Serie 49.5																					
Total 302.4																					
<p>7. Serie Final</p>  <table border="1" style="width:100%; border-collapse: collapse; margin-top: 10px;"> <tr> <td style="width:50%;">1: 10.6x ↗</td> <td style="width:50%;">2: 9.5 ↓</td> </tr> <tr> <td>3: 10.4x ↗</td> <td>4: 10.8x ↓</td> </tr> <tr> <td>5: 9.7 →</td> <td></td> </tr> <tr> <td colspan="2" style="text-align: right;">Serie 51.0</td> </tr> <tr> <td colspan="2" style="text-align: right;">Total 353.4</td> </tr> </table>	1: 10.6x ↗	2: 9.5 ↓	3: 10.4x ↗	4: 10.8x ↓	5: 9.7 →		Serie 51.0		Total 353.4		<p>8. Serie Final</p>  <table border="1" style="width:100%; border-collapse: collapse; margin-top: 10px;"> <tr> <td style="width:50%;">1: 10.4x ←</td> <td style="width:50%;">2: 10.4x ←</td> </tr> <tr> <td>3: 9.8 ↑</td> <td>4: 9.8 ↓</td> </tr> <tr> <td>5: 9.9 ↓</td> <td></td> </tr> <tr> <td colspan="2" style="text-align: right;">Serie 50.3</td> </tr> <tr> <td colspan="2" style="text-align: right;">Total 403.7</td> </tr> </table>	1: 10.4x ←	2: 10.4x ←	3: 9.8 ↑	4: 9.8 ↓	5: 9.9 ↓		Serie 50.3		Total 403.7	
1: 10.6x ↗	2: 9.5 ↓																				
3: 10.4x ↗	4: 10.8x ↓																				
5: 9.7 →																					
Serie 51.0																					
Total 353.4																					
1: 10.4x ←	2: 10.4x ←																				
3: 9.8 ↑	4: 9.8 ↓																				
5: 9.9 ↓																					
Serie 50.3																					
Total 403.7																					

9. Serie Final



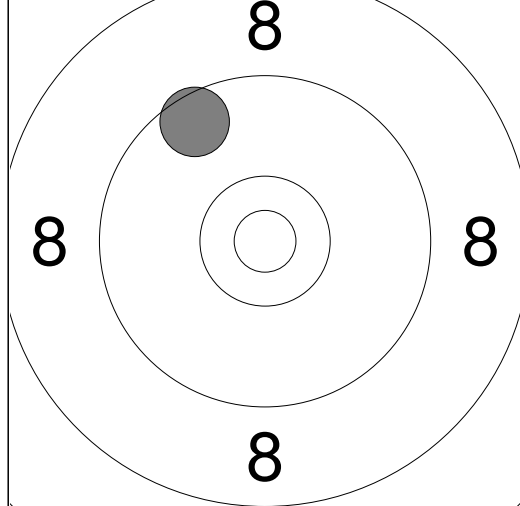
Serie	9.6
Total	413.3

10. Serie Final



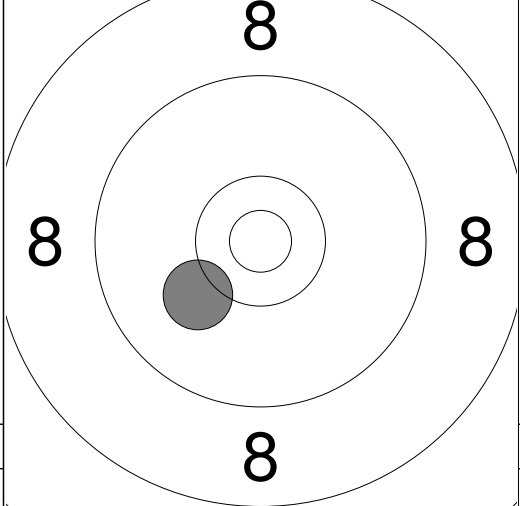
Serie	9.9
Total	423.2

11. Serie Final



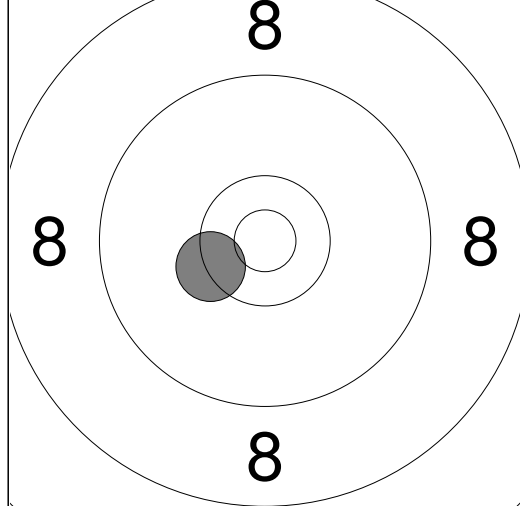
Serie	9.6
Total	432.8

12. Serie Final



Serie	10.1
Total	442.9

13. Serie Final



Serie	10.4
Total	453.3

1: 9.6 ↓

1: 9.6 ↗

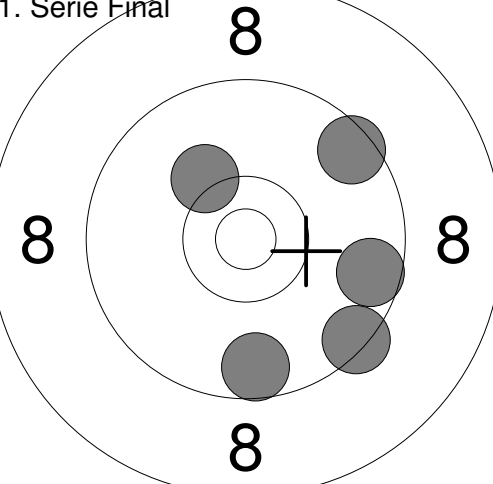
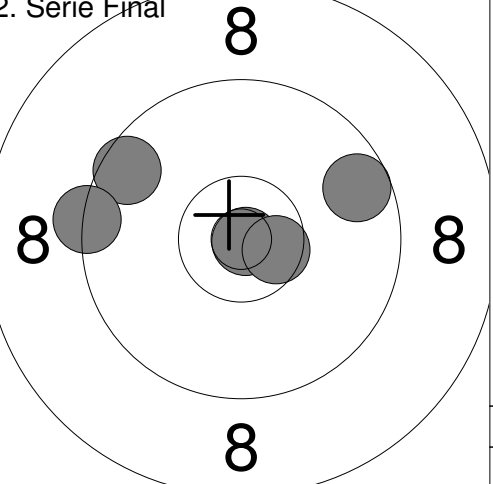
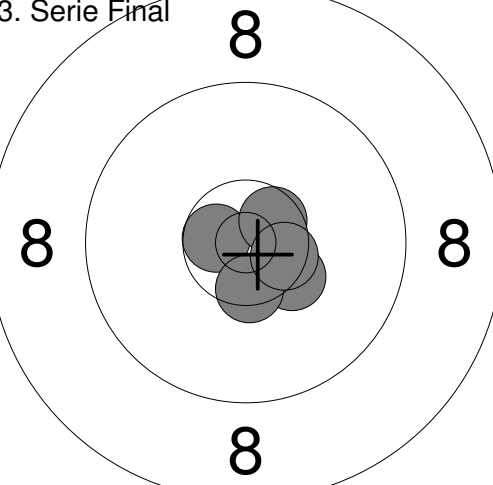
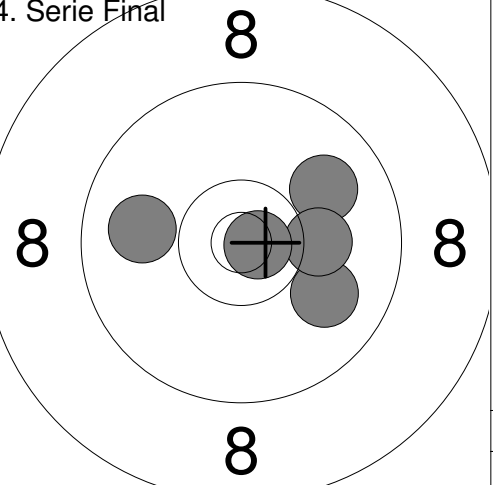
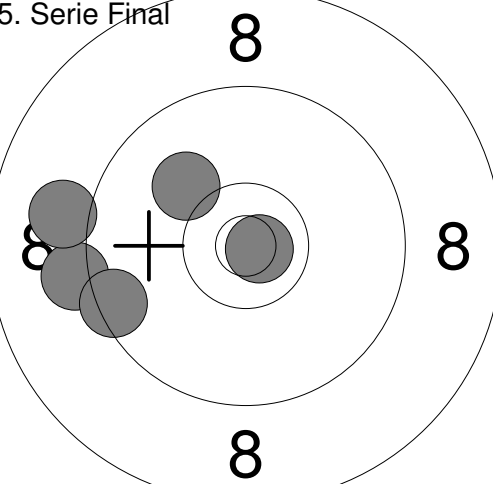
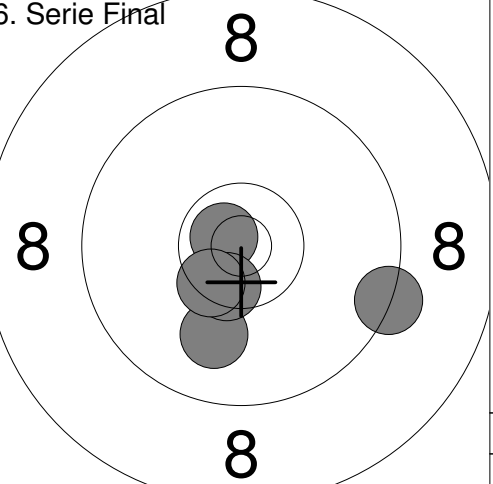
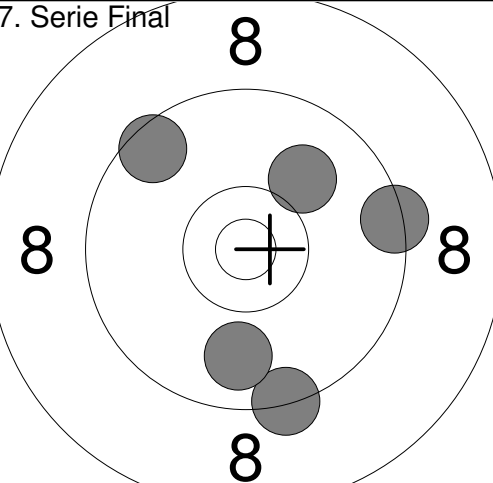
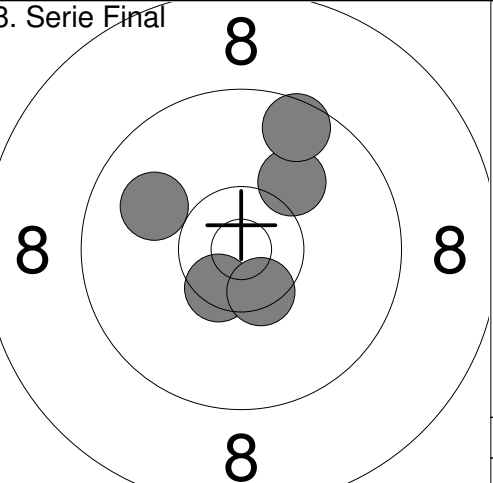
1: 10.4x ↙

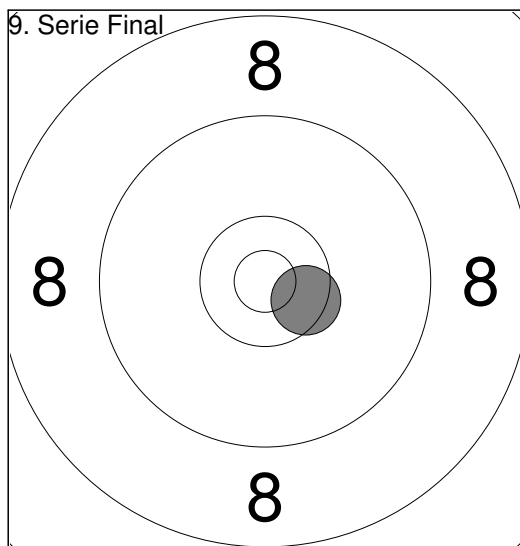
1: 9.9 ↖

1: 10.1 ↘

50m

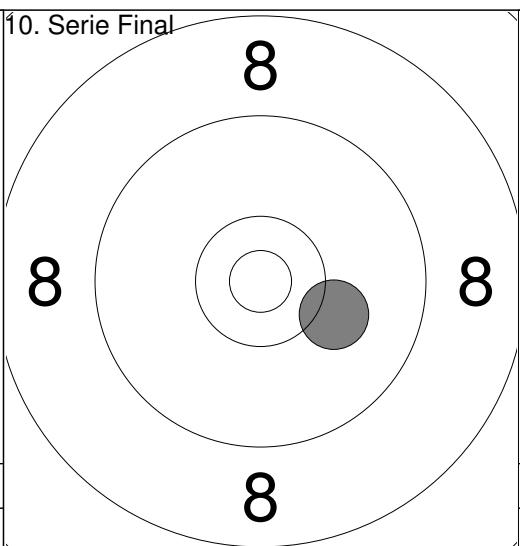
06.05.2016 Sweden GP 2016 Final Trollhättans SKF

<p>1. Serie Final</p> 	<p>1: 9.4 ↘ 2: 9.5 ↗ 3: 9.6 ↓ 4: 10.2 ↗ 5: 9.6 →</p> <table border="1" style="width:100%; border-collapse: collapse;"> <tr><td>Serie</td><td style="text-align: right;">48.3</td></tr> <tr><td>Total</td><td style="text-align: right;">48.3</td></tr> </table>	Serie	48.3	Total	48.3	<p>2. Serie Final</p> 	<p>1: 10.9x → 2: 9.6 → 3: 10.6x → 4: 9.6 ↗ 5: 9.3 ←</p> <table border="1" style="width:100%; border-collapse: collapse;"> <tr><td>Serie</td><td style="text-align: right;">50.0</td></tr> <tr><td>Total</td><td style="text-align: right;">98.3</td></tr> </table>	Serie	50.0	Total	98.3
Serie	48.3										
Total	48.3										
Serie	50.0										
Total	98.3										
<p>3. Serie Final</p> 	<p>1: 10.4x ↘ 2: 10.6x ← 3: 10.6x ↗ 4: 10.5x ↓ 5: 10.5x →</p> <table border="1" style="width:100%; border-collapse: collapse;"> <tr><td>Serie</td><td style="text-align: right;">52.6</td></tr> <tr><td>Total</td><td style="text-align: right;">150.9</td></tr> </table>	Serie	52.6	Total	150.9	<p>4. Serie Final</p> 	<p>1: 9.9 ↗ 2: 9.9 → 3: 10.2 → 4: 10.8x → 5: 9.9 ←</p> <table border="1" style="width:100%; border-collapse: collapse;"> <tr><td>Serie</td><td style="text-align: right;">50.7</td></tr> <tr><td>Total</td><td style="text-align: right;">201.6</td></tr> </table>	Serie	50.7	Total	201.6
Serie	52.6										
Total	150.9										
Serie	50.7										
Total	201.6										
<p>5. Serie Final</p> 	<p>1: 10.1 ↗ 2: 10.8x → 3: 9.2 ← 4: 9.0 ← 5: 9.5 ←</p> <table border="1" style="width:100%; border-collapse: collapse;"> <tr><td>Serie</td><td style="text-align: right;">48.6</td></tr> <tr><td>Total</td><td style="text-align: right;">250.2</td></tr> </table>	Serie	48.6	Total	250.2	<p>6. Serie Final</p> 	<p>1: 9.3 → 2: 10.7x ← 3: 10.0 ↓ 4: 10.5x ↓ 5: 10.5x ↘</p> <table border="1" style="width:100%; border-collapse: collapse;"> <tr><td>Serie</td><td style="text-align: right;">51.0</td></tr> <tr><td>Total</td><td style="text-align: right;">301.2</td></tr> </table>	Serie	51.0	Total	301.2
Serie	48.6										
Total	250.2										
Serie	51.0										
Total	301.2										
<p>7. Serie Final</p> 	<p>1: 9.3 ↓ 2: 9.4 → 3: 9.8 ↓ 4: 10.0 ↗ 5: 9.5 ↗</p> <table border="1" style="width:100%; border-collapse: collapse;"> <tr><td>Serie</td><td style="text-align: right;">48.0</td></tr> <tr><td>Total</td><td style="text-align: right;">349.2</td></tr> </table>	Serie	48.0	Total	349.2	<p>8. Serie Final</p> 	<p>1: 10.5x ↓ 2: 10.1 ↗ 3: 9.9 ← 4: 10.5x ↓ 5: 9.6 ↗</p> <table border="1" style="width:100%; border-collapse: collapse;"> <tr><td>Serie</td><td style="text-align: right;">50.6</td></tr> <tr><td>Total</td><td style="text-align: right;">399.8</td></tr> </table>	Serie	50.6	Total	399.8
Serie	48.0										
Total	349.2										
Serie	50.6										
Total	399.8										



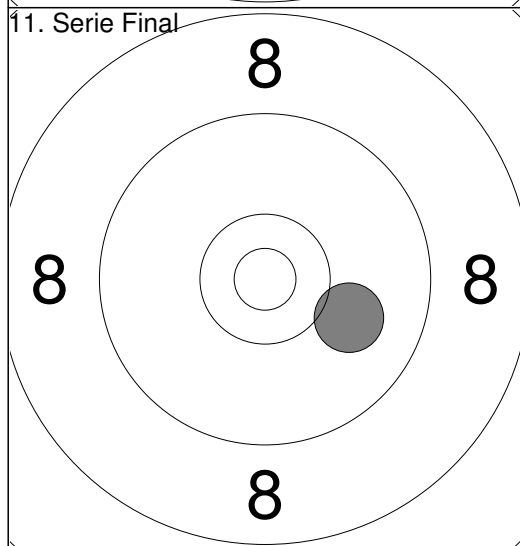
1: 10.5x ➤

Serie	10.5
Total	410.3



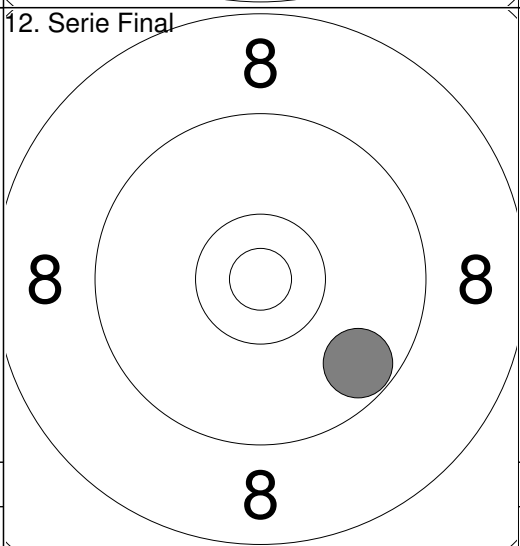
1: 10.1 ➤

Serie	10.1
Total	420.4



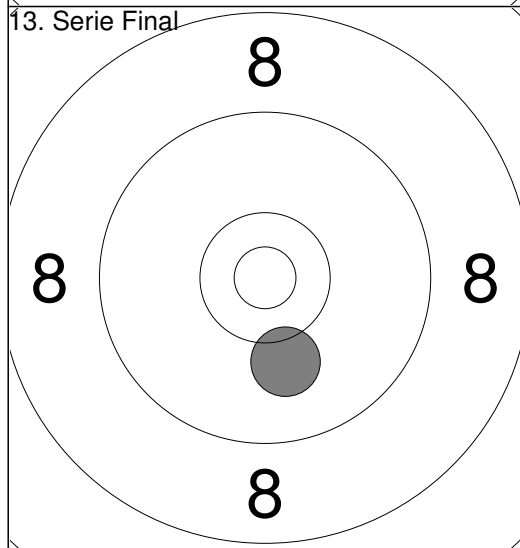
1: 10.0 ➤

Serie	10.0
Total	430.4



1: 9.7 ➤

Serie	9.7
Total	440.1



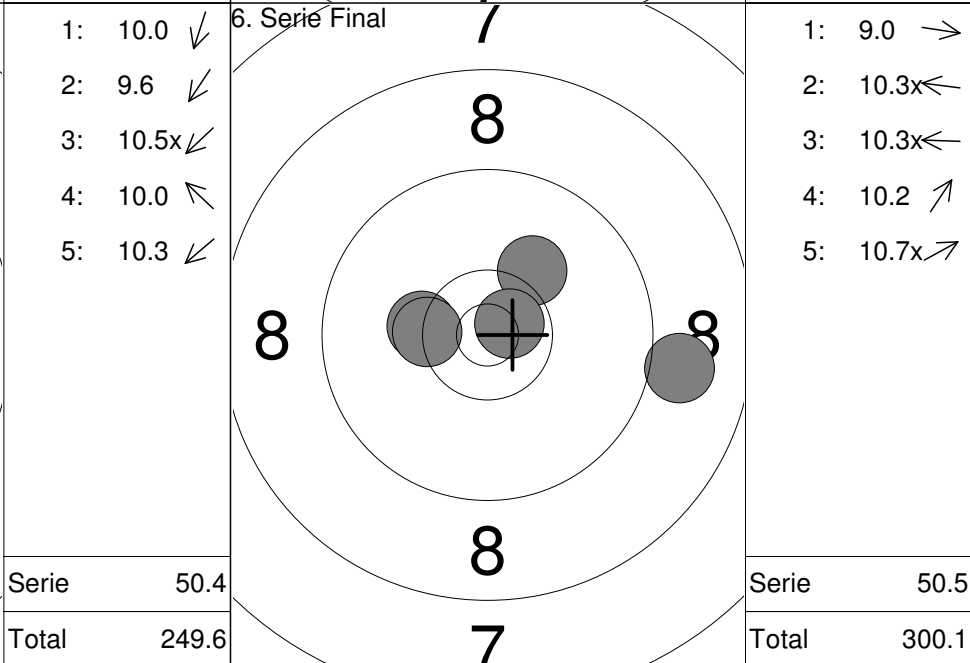
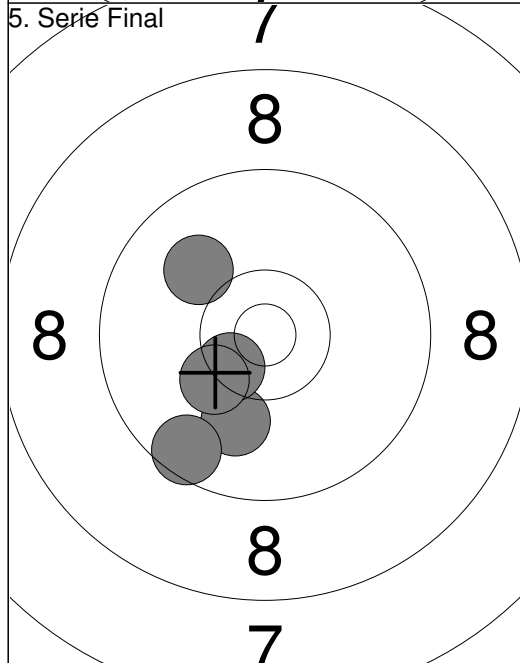
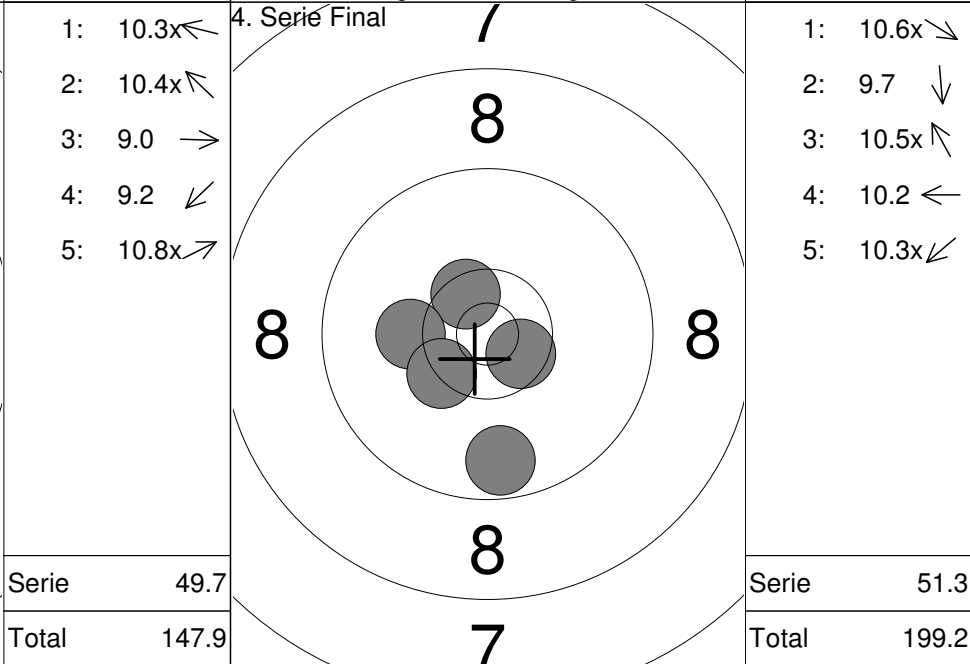
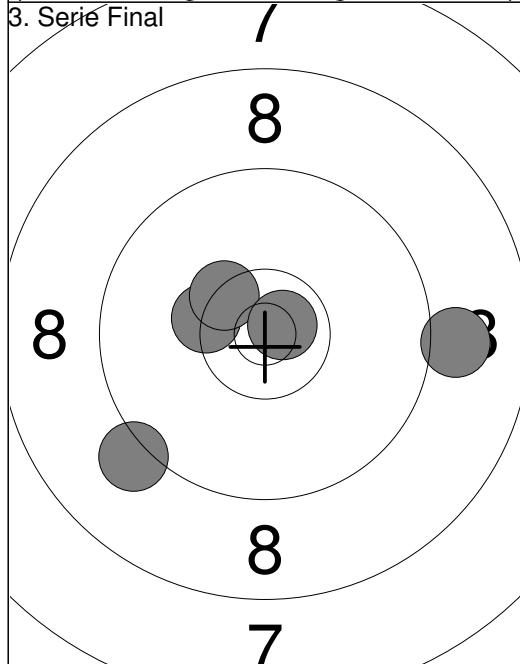
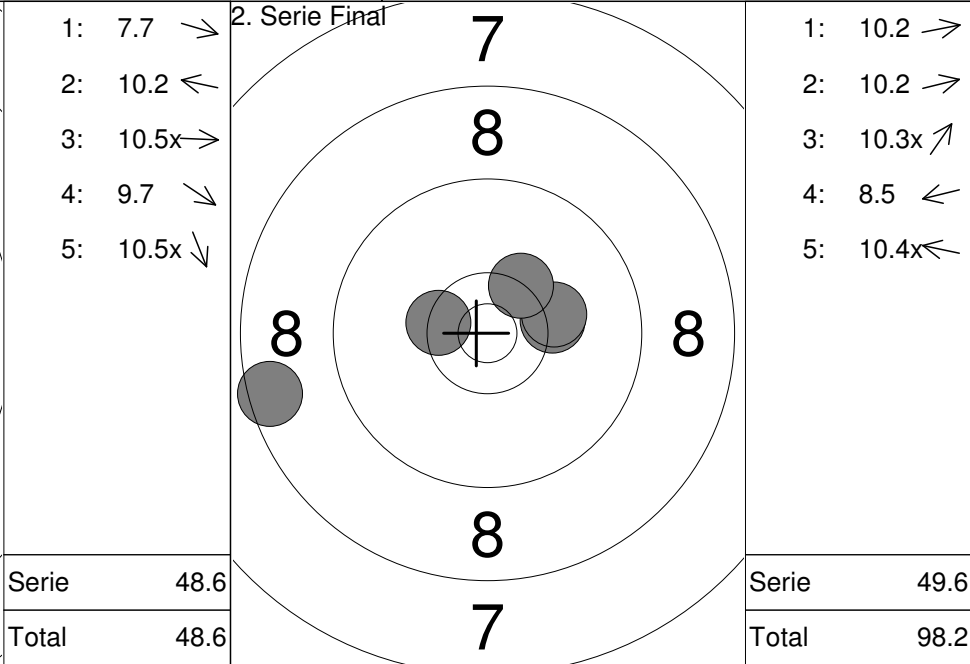
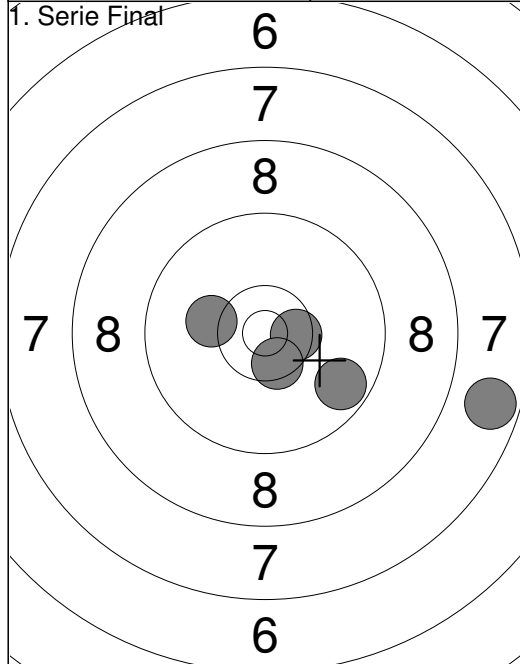
1: 10.1 ↓

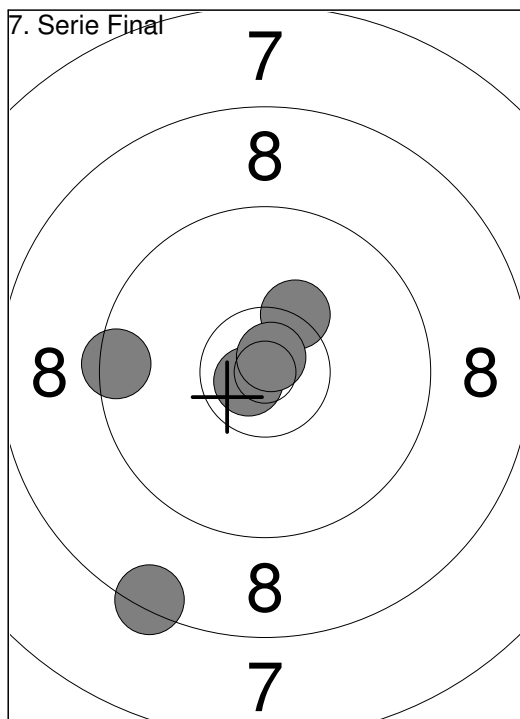
Serie	10.1
Total	450.2

--	--

50m

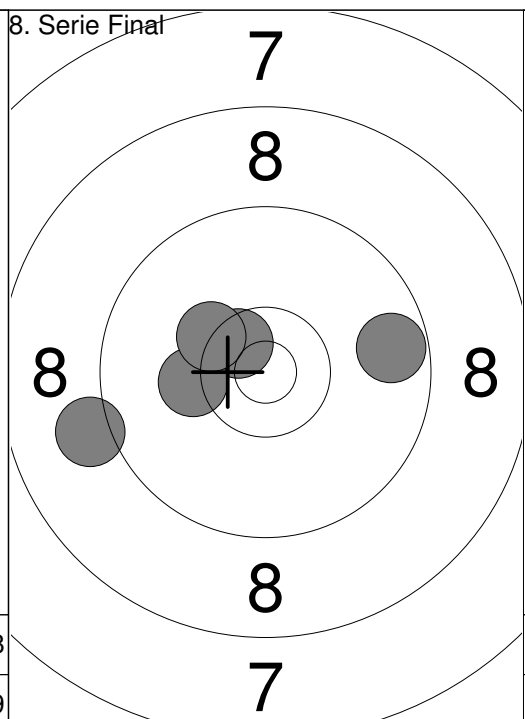
06.05.2016 Sweden GP 2016 Final Trollhättans SKF





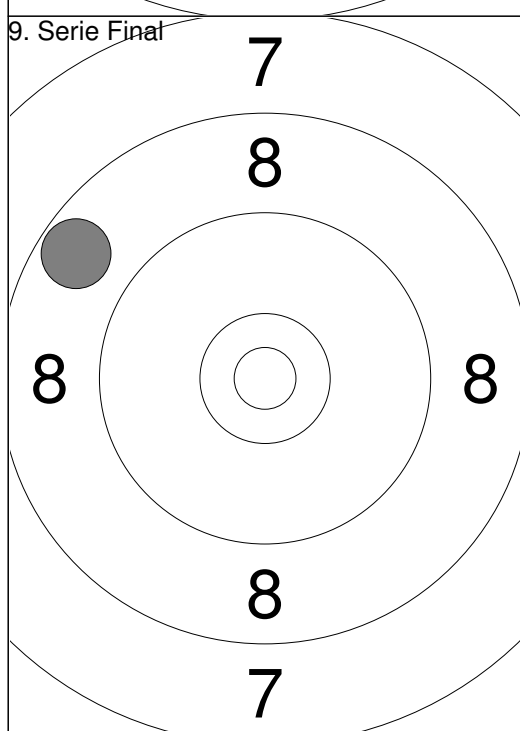
- 1: 10.3x ↗
- 2: 8.4 ↘
- 3: 10.8x ↙
- 4: 10.8x ↗
- 5: 9.5 ←

Serie	49.8
Total	349.9



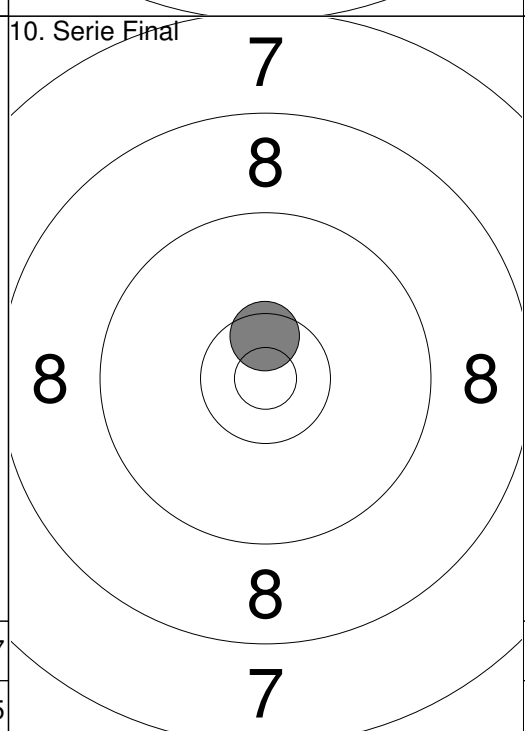
- 1: 10.6x ↖
- 2: 9.1 ←
- 3: 10.2 ←
- 4: 10.3x ↖
- 5: 9.7 →

Serie	49.9
Total	399.8



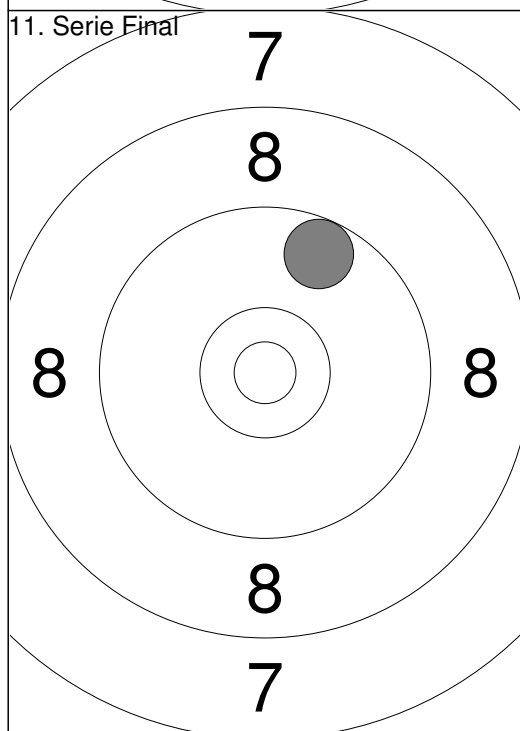
- 1: 8.7 ←

Serie	8.7
Total	408.5



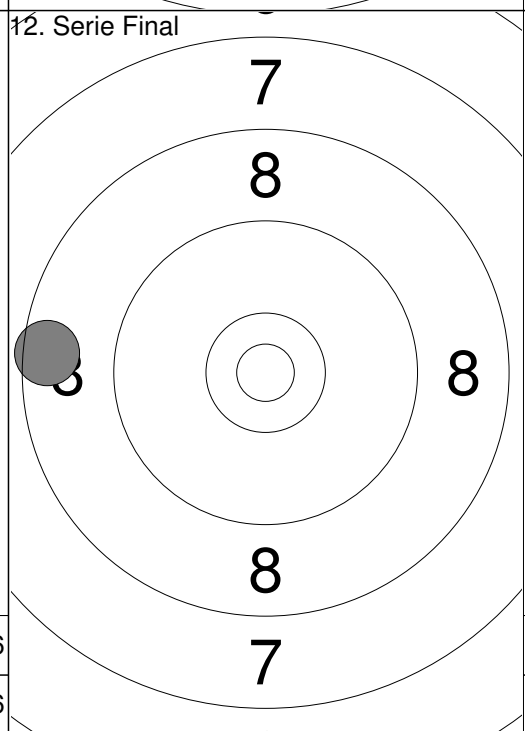
- 1: 10.5x ↗

Serie	10.5
Total	419.0



- 1: 9.6 ↗

Serie	9.6
Total	428.6



- 1: 8.6 ←

Serie	8.6
Total	437.2

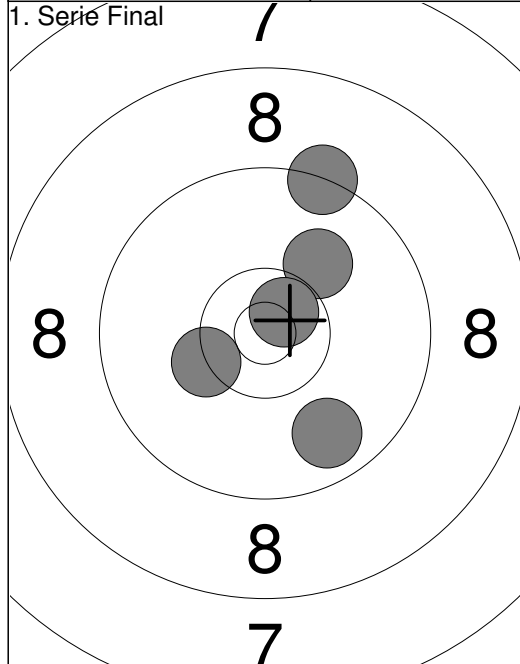
50m

06.05.2016 Sweden GP 2016 Final Trollhättans SKF

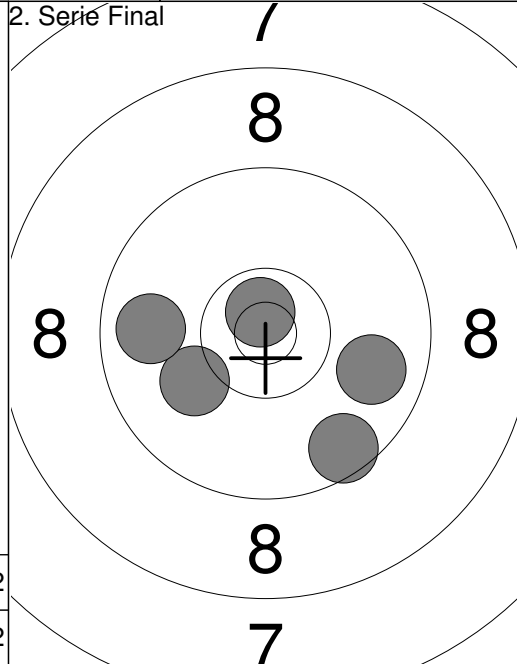
<p>1. Serie Final</p>	<p>2. Serie Final</p>	
<p>1: 10.4x ↑ 2: 9.5 → 3: 9.5 ← 4: 9.9 ← 5: 9.6 ←</p>	<p>1: 8.1 ↓ 2: 10.2 → 3: 10.0 ↗ 4: 9.5 ↓ 5: 10.2 ↓</p>	
Serie 48.9	Serie 48.0	
Total 48.9	Total 96.9	
<p>3. Serie Final</p>	<p>4. Serie Final</p>	
<p>1: 10.1 ↓ 2: 9.8 ↓ 3: 9.1 ↖ 4: 10.8x ← 5: 10.4x ↑</p>	<p>1: 10.4x ↘ 2: 10.3x ↓ 3: 10.3x ↗ 4: 10.8x → 5: 10.3x ↖</p>	
Serie 50.2	Serie 52.1	
Total 147.1	Total 199.2	
<p>5. Serie Final</p>	<p>6. Serie Final</p>	
<p>1: 10.6x ↘ 2: 9.6 ↘ 3: 10.2 ↗ 4: 9.7 ↗ 5: 10.1 ↑</p>	<p>1: 10.5x → 2: 10.4x ← 3: 10.4x ↖ 4: 10.4x ↗ 5: 10.8x ↖</p>	
Serie 50.2	Serie 52.5	
Total 249.4	Total 301.9	
<p>7. Serie Final</p>	<p>8. Serie Final</p>	
<p>1: 9.4 ↓ 2: 7.4 → 3: 9.6 ↓ 4: 9.5 ↓ 5: 8.6 ↓</p>	<p>1: 8.1 ↓ 2: 6.1 → 3: 10.9x ↓ 4: 9.9 ← 5: 8.0 ↓</p>	
Serie 44.5	Serie 43.0	
Total 346.4	Total 389.4	

50m

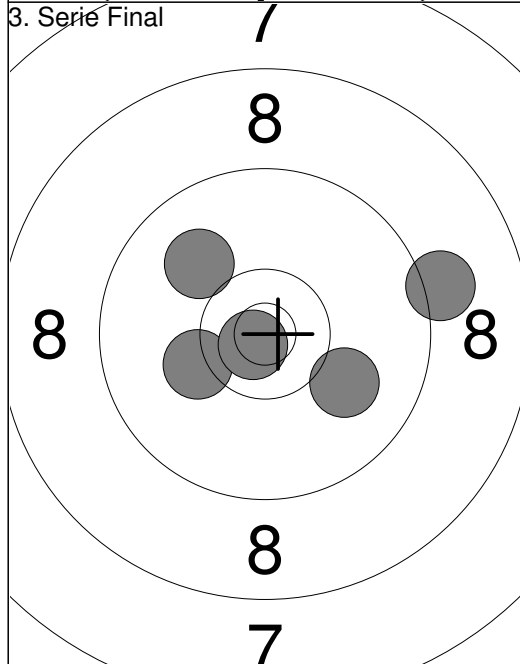
06.05.2016 Sweden GP 2016 Final Trollhättans SKF



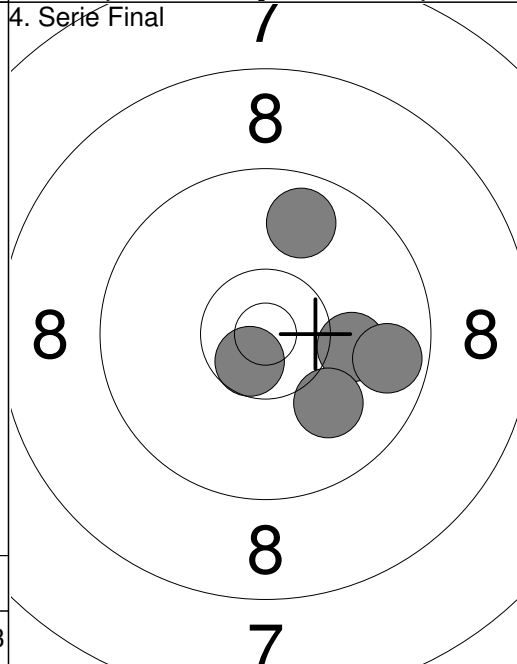
1: 9.8 ↘	
2: 10.1 ↗	
3: 10.7x ↗	
4: 9.3 ↗	
5: 10.3x ↙	
Serie 50.2	
Total 50.2	



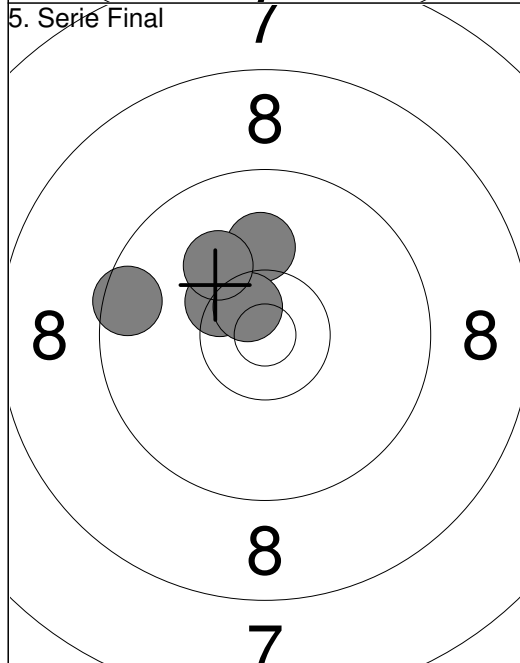
1: 9.8 →	
2: 9.6 ↘	
3: 10.7x ↗	
4: 10.1 ↙	
5: 9.8 ←	
Serie 50.0	
Total 100.2	



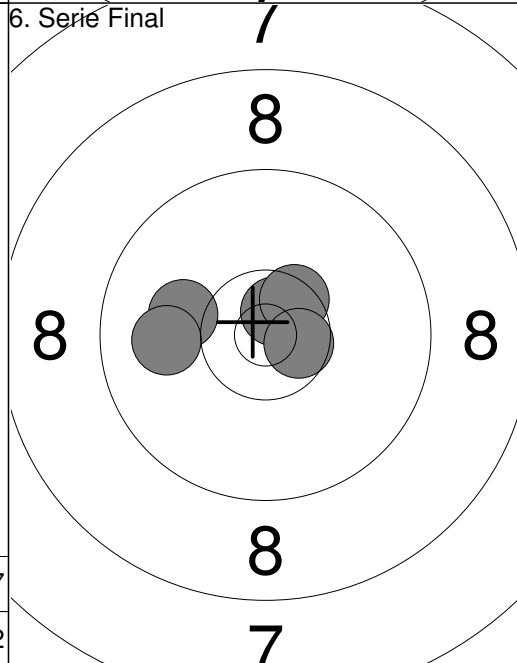
1: 10.2 ↙	
2: 10.0 ↙	
3: 10.0 ↘	
4: 10.8x ↙	
5: 9.1 →	
Serie 50.1	
Total 150.3	



1: 9.8 ↗	
2: 10.1 →	
3: 9.7 →	
4: 10.0 ↘	
5: 10.6x ↙	
Serie 50.2	
Total 200.5	



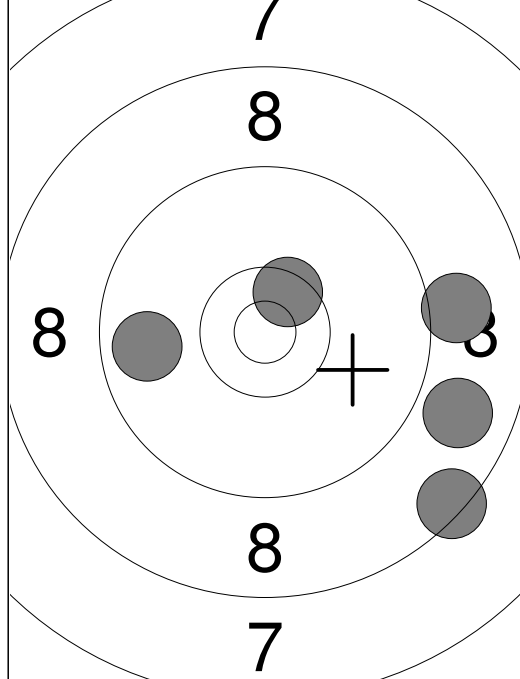
1: 10.1 ↗	
2: 10.4x ↙	
3: 10.6x ↗	
4: 9.5 ←	
5: 10.1 ↗	
Serie 50.7	
Total 251.2	



1: 10.7x ↗	
2: 10.5x ↗	
3: 10.1 ←	
4: 10.6x →	
5: 10.0 ←	
Serie 51.9	
Total 303.1	



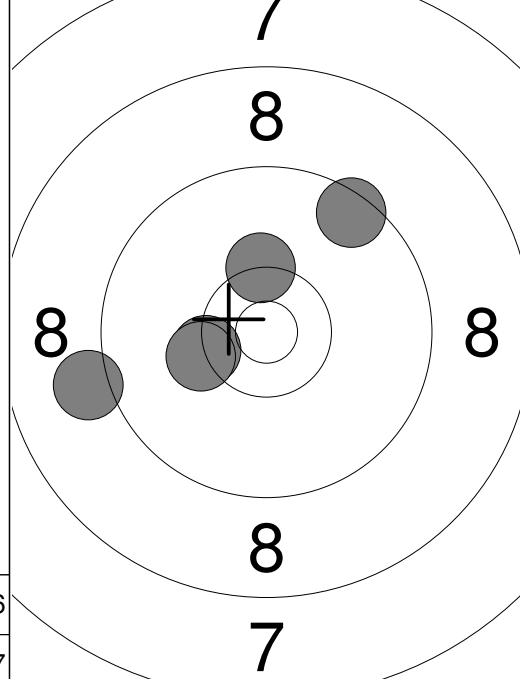
7. Serie Final



- 1: 8.4 ↘
- 2: 10.5x ↗
- 3: 8.9 →
- 4: 9.0 →
- 5: 9.8 ←

Serie	46.6
Total	349.7

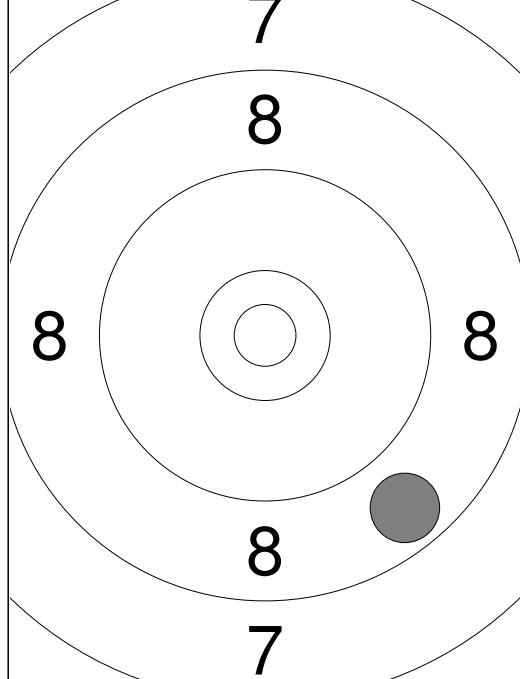
8. Serie Final



- 1: 9.1 ←
- 2: 9.5 ↗
- 3: 10.3x ↙
- 4: 10.3 ←
- 5: 10.3x ↗

Serie	49.5
Total	399.2

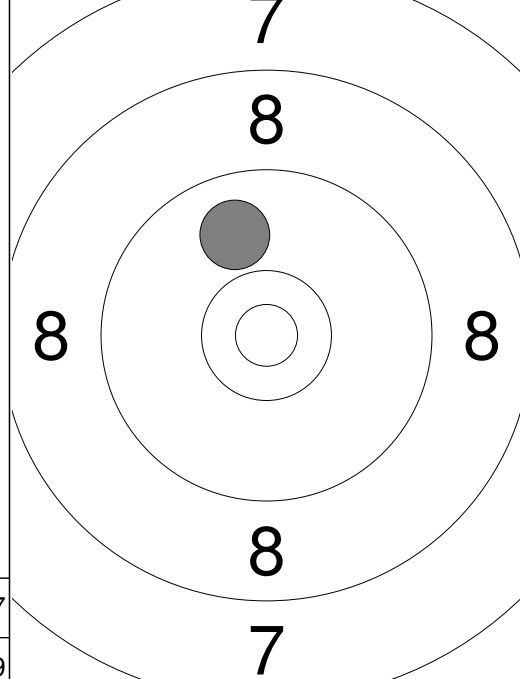
9. Serie Final



- 1: 8.7 ↘

Serie	8.7
Total	407.9

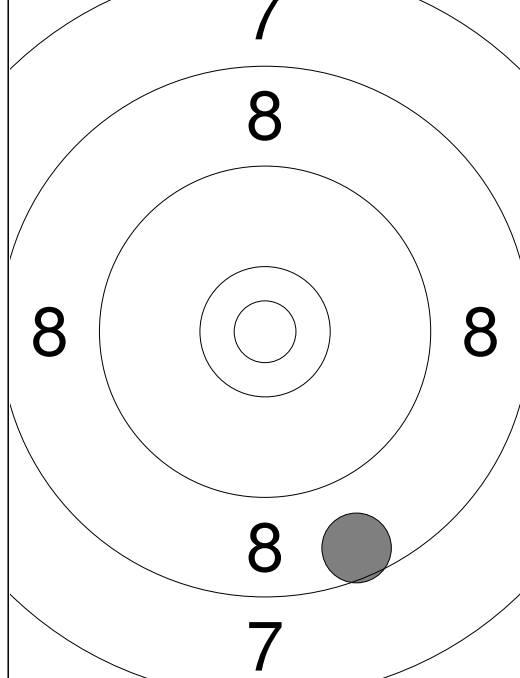
10. Serie Final



- 1: 9.9 ↗

Serie	9.9
Total	417.8

11. Serie Final

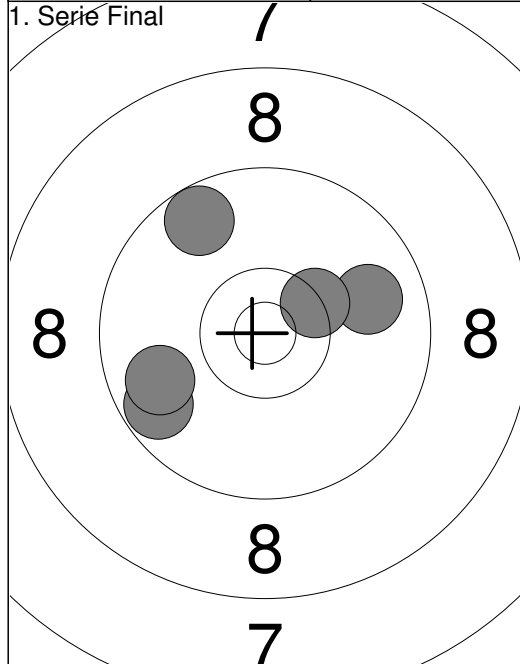


- 1: 8.6 ↘

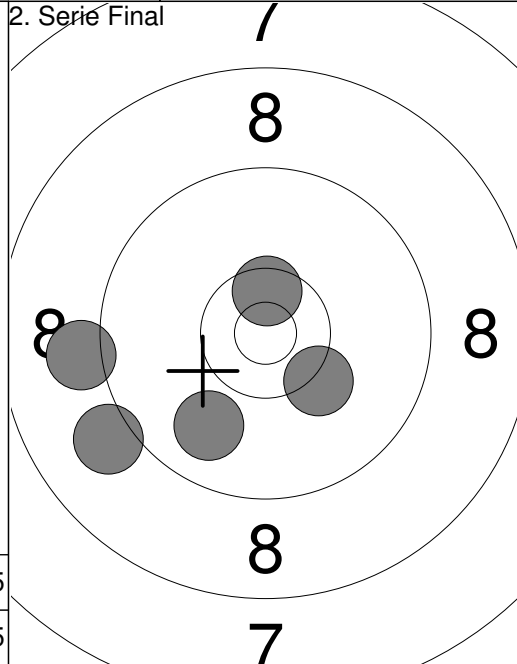
Serie	8.6
Total	426.4

50m		
-----	--	--

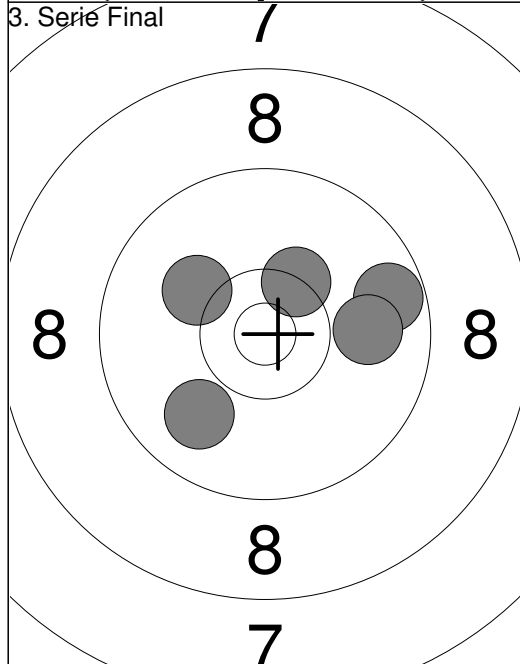
06.05.2016	Sweden GP 2016 Final	Trollhättans SKF
------------	----------------------	------------------



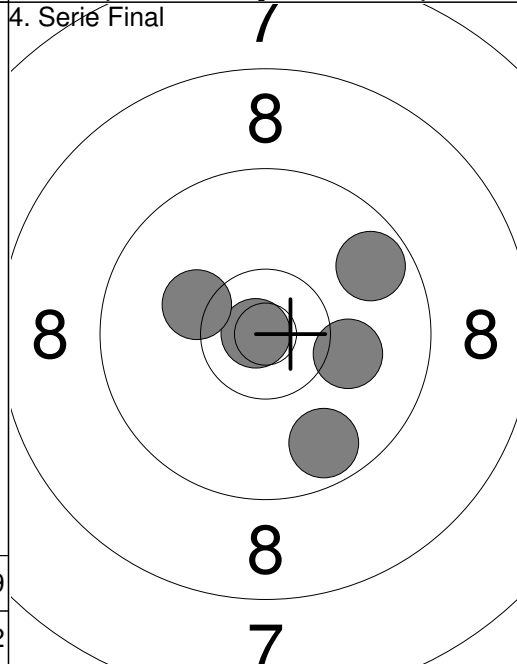
1:	9.7	↖
2:	9.9	→
3:	9.7	↙
4:	10.4x	↗
5:	9.8	↙
Serie		49.5
Total		49.5



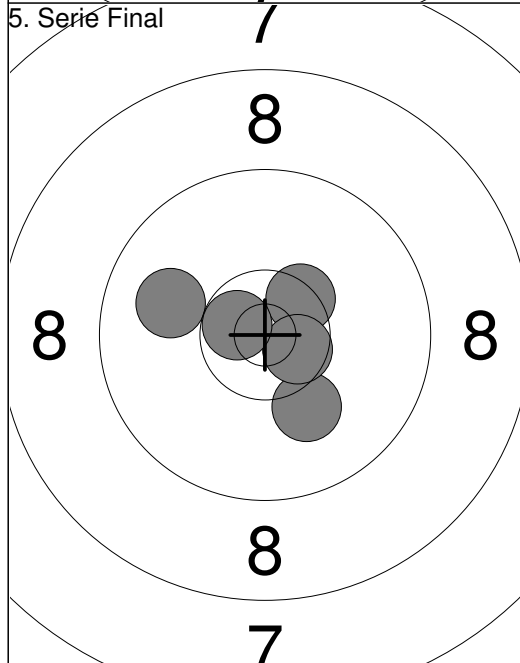
1:	10.5x	↑
2:	10.2	↘
3:	9.9	↙
4:	9.1	←
5:	9.1	↙
Serie		48.8
Total		98.3



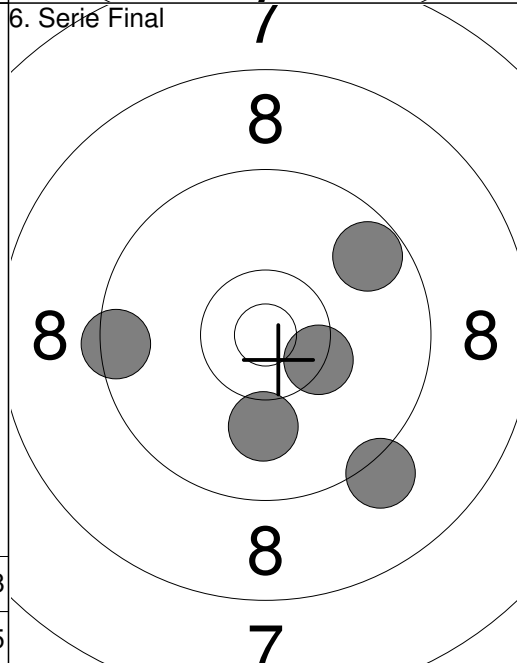
1:	9.9	↙
2:	10.3x	↗
3:	10.1	↖
4:	9.7	→
5:	9.9	→
Serie		49.9
Total		148.2



1:	9.7	↘
2:	9.7	↗
3:	10.1	→
4:	10.8x	←
5:	10.2	↖
Serie		50.5
Total		198.7

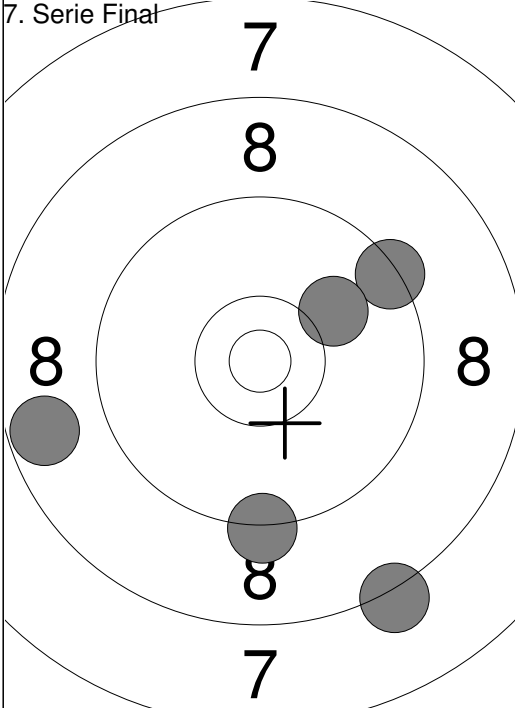


1:	10.0	←
2:	10.1	↘
3:	10.4x	↗
4:	10.6x	↘
5:	10.7x	↖
Serie		51.8
Total		250.5



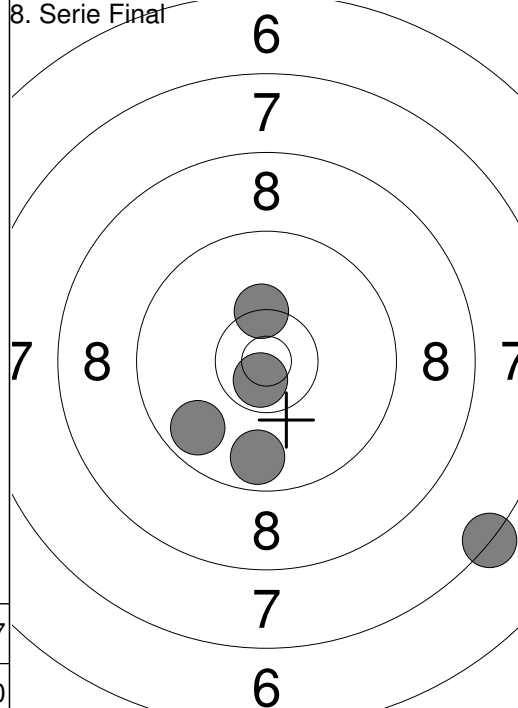
1:	9.2	↘
2:	9.5	←
3:	9.7	↗
4:	10.0	↓
5:	10.4x	↘
Serie		48.8
Total		299.3

7. Serie Final



Serie	45.7
Total	345.0

8. Serie Final

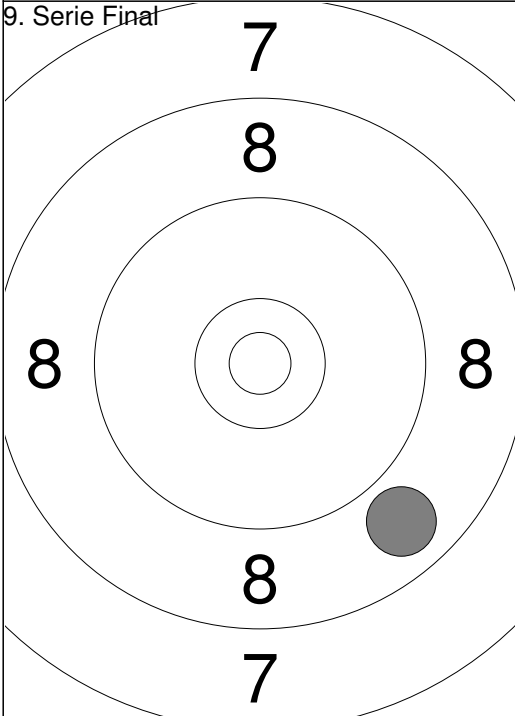


Serie	47.7
Total	392.7

- 1: 9.4 ↗
- 2: 8.7 ←
- 3: 8.2 ↓
- 4: 9.3 ↓
- 5: 10.1 ↗

- 1: 10.7x ↓
- 2: 7.3 ↘
- 3: 9.7 ↓
- 4: 9.7 ↙
- 5: 10.3x ↑

9. Serie Final

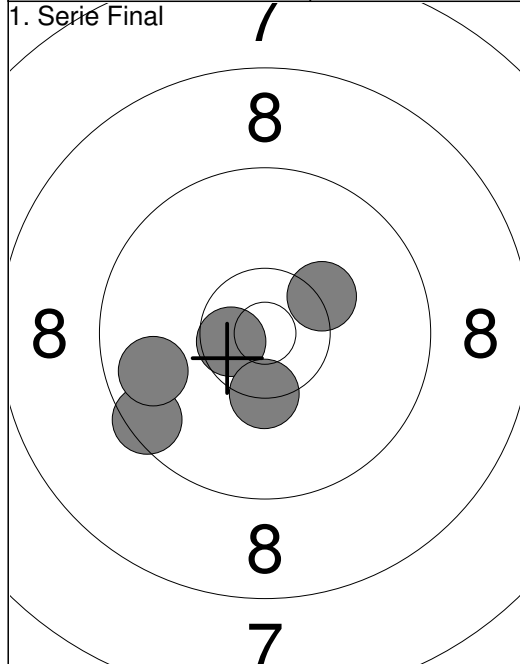


Serie	8.8
Total	401.5

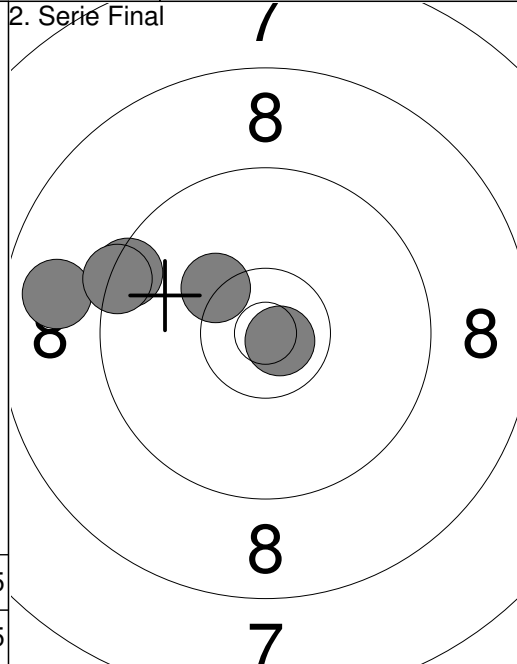
- 1: 8.8 ↓

50m

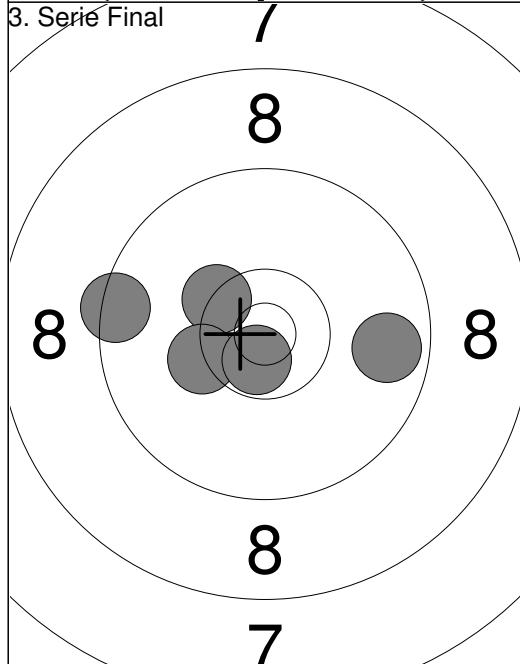
06.05.2016 Sweden GP 2016 Final Trollhättans SKF



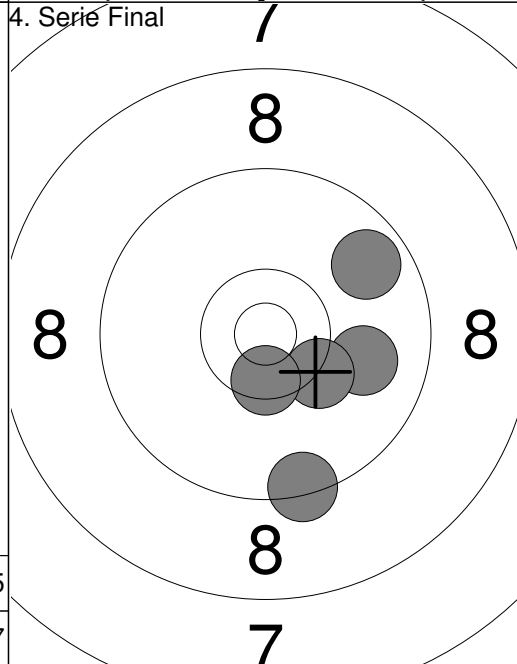
1:	9.5	↙
2:	9.8	←
3:	10.6x	↙
4:	10.3	↗
5:	10.3x	↓
Serie		50.5
Total		50.5



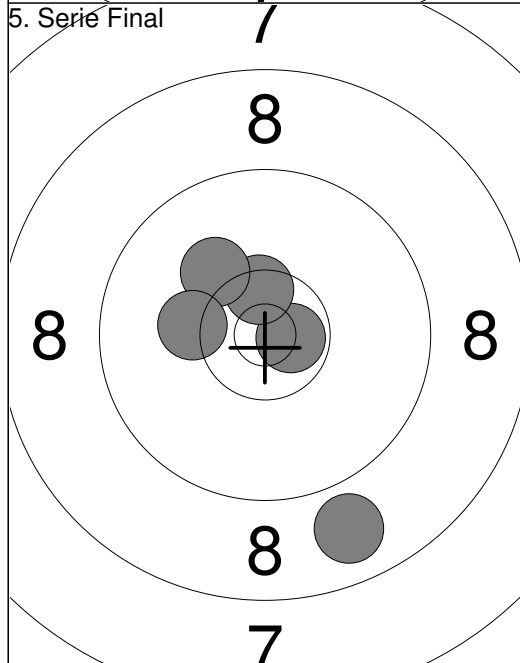
1:	10.8x	↘
2:	10.3	↗
3:	9.4	↙
4:	8.8	←
5:	9.4	←
Serie		48.7
Total		99.2



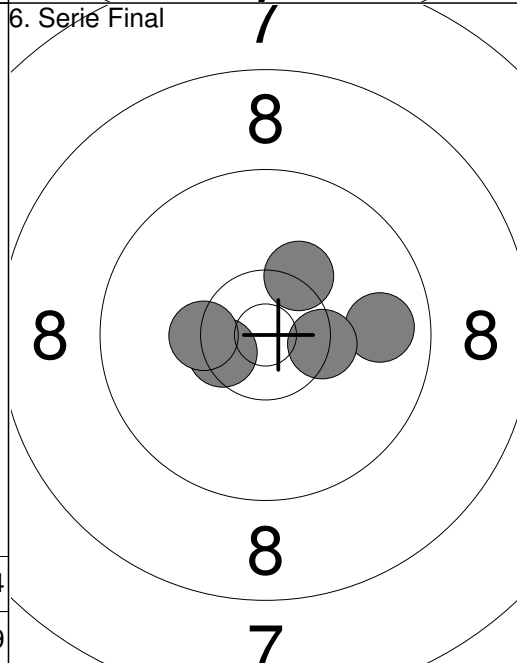
1:	10.4x	↖
2:	10.3	←
3:	10.7x	↓
4:	9.7	→
5:	9.4	←
Serie		50.5
Total		149.7



1:	9.7	↗
2:	9.9	→
3:	10.3x	↘
4:	9.4	↓
5:	10.5x	↓
Serie		49.8
Total		199.5

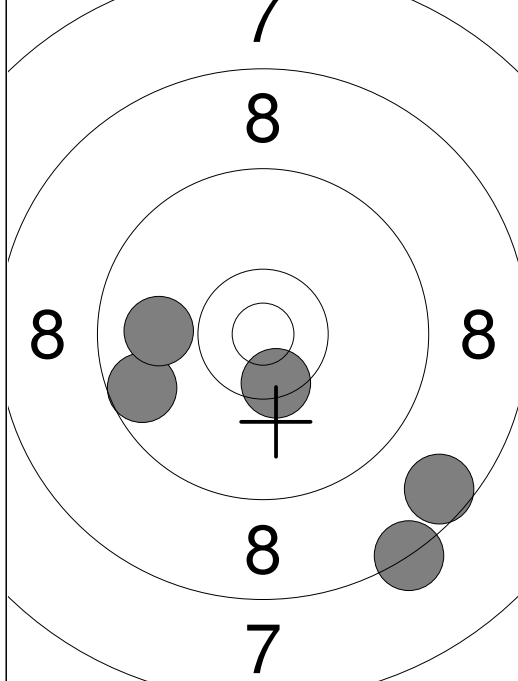


1:	10.7x	→
2:	8.8	↓
3:	10.5x	↑
4:	10.2	↖
5:	10.2	←
Serie		50.4
Total		249.9



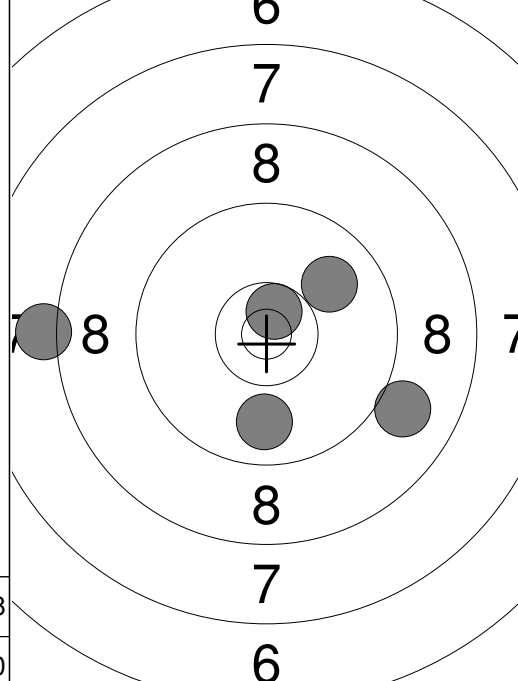
1:	9.8	→
2:	10.3	↗
3:	10.5x	↙
4:	10.4x	→
5:	10.3x	←
Serie		51.3
Total		301.2

7. Serie Final



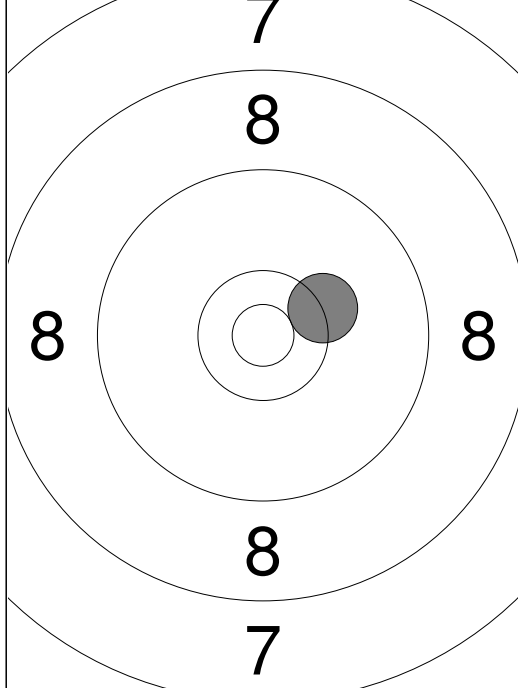
Serie	46.8
Total	348.0

8. Serie Final



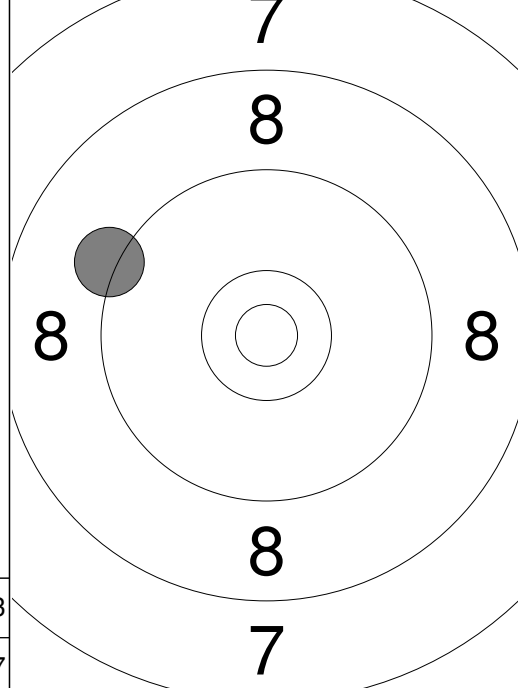
Serie	47.4
Total	395.4

9. Serie Final



Serie	10.3
Total	405.7

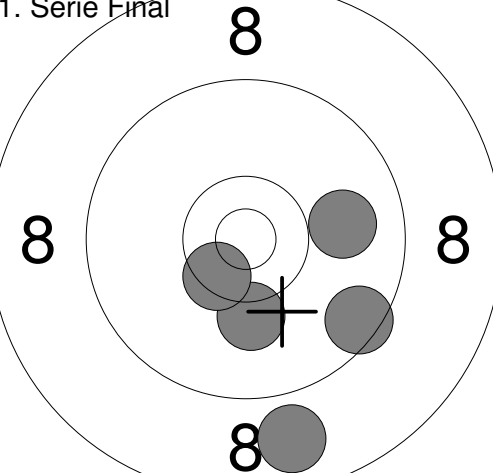
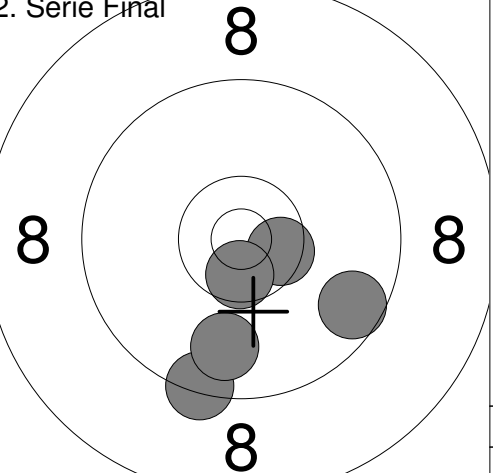
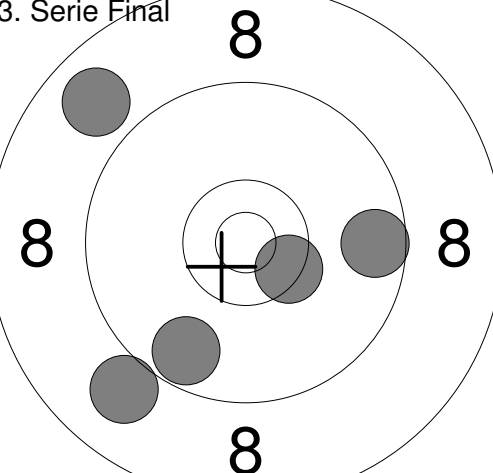
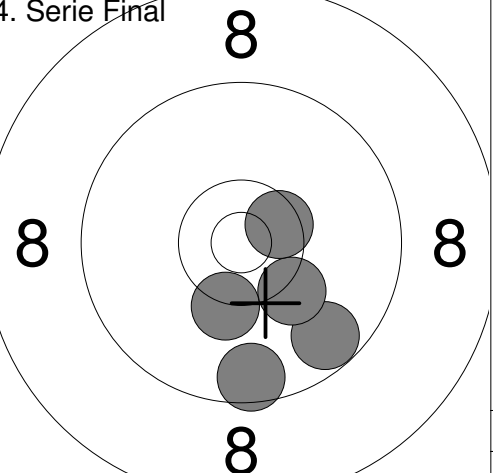
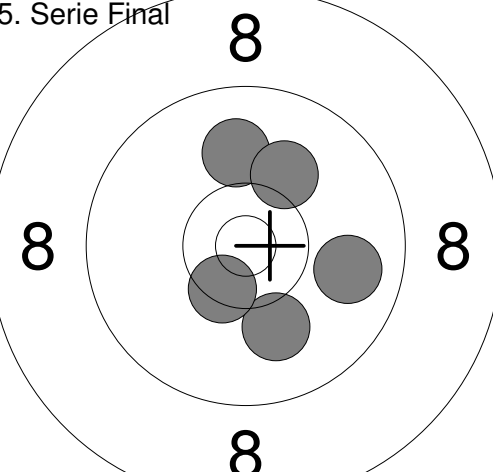
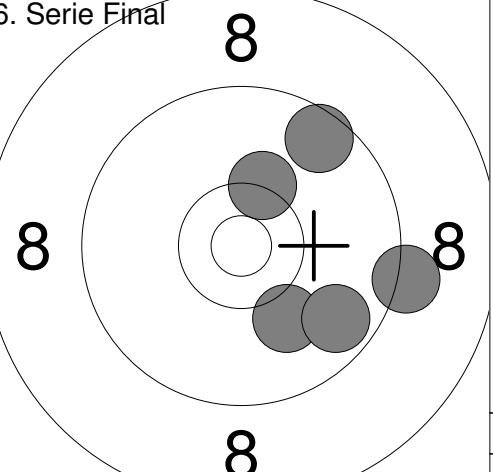
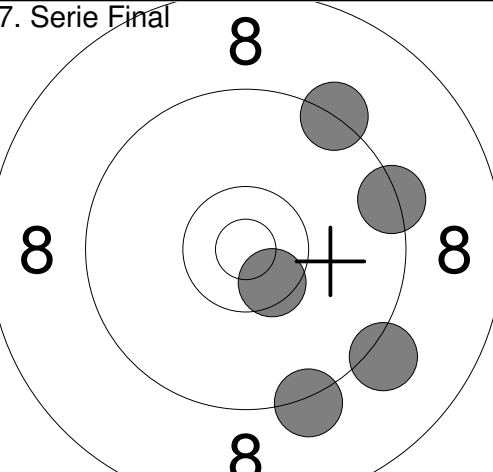
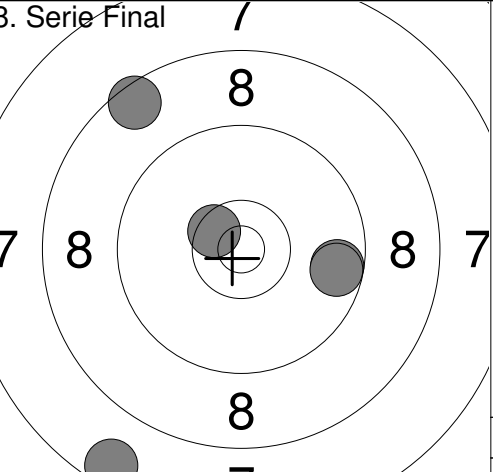
10. Serie Final



Serie	9.2
Total	414.9

50m

06.05.2016 Sweden GP 2016 Final Trollhättans SKF

<p>1. Serie Final</p> 	<p>1: 9.5 ↘ 2: 10.2 ↓ 3: 10.5x ↘ 4: 9.9 → 5: 8.8 ↓</p> <table border="1" style="width:100%; border-collapse: collapse;"> <tr><td>Serie</td><td style="text-align: right;">48.9</td></tr> <tr><td>Total</td><td style="text-align: right;">48.9</td></tr> </table>	Serie	48.9	Total	48.9	<p>2. Serie Final</p> 	<p>1: 9.4 ↓ 2: 9.6 → 3: 10.5x → 4: 9.8 ↓ 5: 10.6x ↓</p> <table border="1" style="width:100%; border-collapse: collapse;"> <tr><td>Serie</td><td style="text-align: right;">49.9</td></tr> <tr><td>Total</td><td style="text-align: right;">98.8</td></tr> </table>	Serie	49.9	Total	98.8
Serie	48.9										
Total	48.9										
Serie	49.9										
Total	98.8										
<p>3. Serie Final</p> 	<p>1: 8.8 ↗ 2: 10.4x → 3: 9.6 → 4: 9.0 ↘ 5: 9.7 ↓</p> <table border="1" style="width:100%; border-collapse: collapse;"> <tr><td>Serie</td><td style="text-align: right;">47.5</td></tr> <tr><td>Total</td><td style="text-align: right;">146.3</td></tr> </table>	Serie	47.5	Total	146.3	<p>4. Serie Final</p> 	<p>1: 9.7 ↘ 2: 9.6 ↓ 3: 10.3 ↓ 4: 10.2 ↘ 5: 10.5x →</p> <table border="1" style="width:100%; border-collapse: collapse;"> <tr><td>Serie</td><td style="text-align: right;">50.3</td></tr> <tr><td>Total</td><td style="text-align: right;">196.6</td></tr> </table>	Serie	50.3	Total	196.6
Serie	47.5										
Total	146.3										
Serie	50.3										
Total	196.6										
<p>5. Serie Final</p> 	<p>1: 10.0 ↑ 2: 9.9 → 3: 10.1 ↓ 4: 10.1 ↗ 5: 10.4x ↓</p> <table border="1" style="width:100%; border-collapse: collapse;"> <tr><td>Serie</td><td style="text-align: right;">50.5</td></tr> <tr><td>Total</td><td style="text-align: right;">247.1</td></tr> </table>	Serie	50.5	Total	247.1	<p>6. Serie Final</p> 	<p>1: 9.2 → 2: 10.1 ↓ 3: 9.6 ↗ 4: 9.7 ↓ 5: 10.3x ↗</p> <table border="1" style="width:100%; border-collapse: collapse;"> <tr><td>Serie</td><td style="text-align: right;">48.9</td></tr> <tr><td>Total</td><td style="text-align: right;">296.0</td></tr> </table>	Serie	48.9	Total	296.0
Serie	50.5										
Total	247.1										
Serie	48.9										
Total	296.0										
<p>7. Serie Final</p> 	<p>1: 9.4 → 2: 9.2 ↓ 3: 10.5x ↘ 4: 9.1 ↓ 5: 9.3 ↗</p> <table border="1" style="width:100%; border-collapse: collapse;"> <tr><td>Serie</td><td style="text-align: right;">47.5</td></tr> <tr><td>Total</td><td style="text-align: right;">343.5</td></tr> </table>	Serie	47.5	Total	343.5	<p>8. Serie Final</p> 	<p>1: 9.6 → 2: 10.5x ↗ 3: 7.6 ↓ 4: 8.5 ↗ 5: 9.7 →</p> <table border="1" style="width:100%; border-collapse: collapse;"> <tr><td>Serie</td><td style="text-align: right;">45.9</td></tr> <tr><td>Total</td><td style="text-align: right;">389.4</td></tr> </table>	Serie	45.9	Total	389.4
Serie	47.5										
Total	343.5										
Serie	45.9										
Total	389.4										