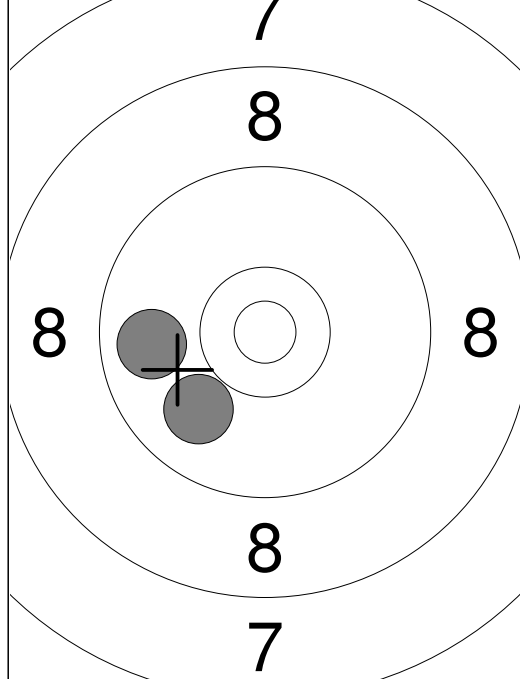


50m		
-----	--	--

06.05.2016	Sweden GP 2016	Trollhättans SKF
------------	----------------	------------------

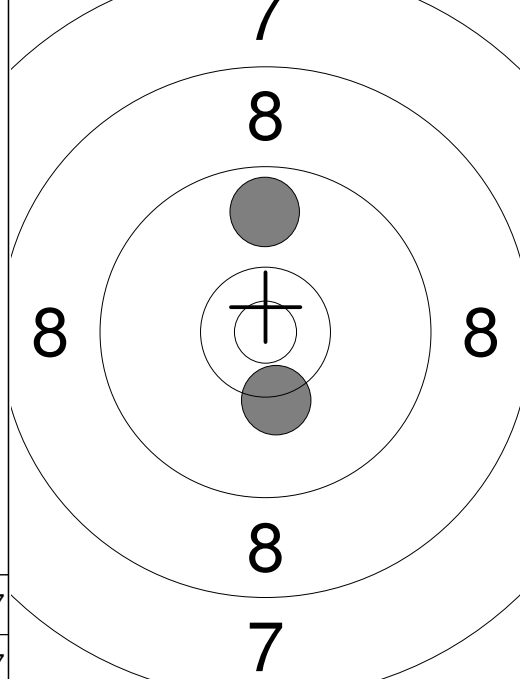
<p>1. Serie Final</p> <p style="text-align: center;">7</p>	<p>1: 10.8x →</p> <p>2: 10.4x ↘</p> <p>3: 10.0 →</p> <table border="1" style="width:100%; border-collapse: collapse;"> <tr> <td style="width:50%;">Serie</td> <td style="width:50%; text-align: right;">31.2</td> </tr> <tr> <td>Total</td> <td style="text-align: right;">31.2</td> </tr> </table>	Serie	31.2	Total	31.2	<p>2. Serie Final</p> <p style="text-align: center;">7</p>	<p>1: 10.4x →</p> <p>2: 10.2 ↘</p> <p>3: 9.8 ↓</p> <table border="1" style="width:100%; border-collapse: collapse;"> <tr> <td style="width:50%;">Serie</td> <td style="width:50%; text-align: right;">30.4</td> </tr> <tr> <td>Total</td> <td style="text-align: right;">61.6</td> </tr> </table>	Serie	30.4	Total	61.6
Serie	31.2										
Total	31.2										
Serie	30.4										
Total	61.6										
<p>3. Serie Final</p> <p style="text-align: center;">7</p>	<p>1: 10.6x ↖</p> <p>2: 10.4x ↓</p> <table border="1" style="width:100%; border-collapse: collapse;"> <tr> <td style="width:50%;">Serie</td> <td style="width:50%; text-align: right;">21.0</td> </tr> <tr> <td>Total</td> <td style="text-align: right;">82.6</td> </tr> </table>	Serie	21.0	Total	82.6	<p>4. Serie Final</p> <p style="text-align: center;">7</p>	<p>1: 10.8x →</p> <p>2: 10.4x ↖</p> <table border="1" style="width:100%; border-collapse: collapse;"> <tr> <td style="width:50%;">Serie</td> <td style="width:50%; text-align: right;">21.2</td> </tr> <tr> <td>Total</td> <td style="text-align: right;">103.8</td> </tr> </table>	Serie	21.2	Total	103.8
Serie	21.0										
Total	82.6										
Serie	21.2										
Total	103.8										
<p>5. Serie Final</p> <p style="text-align: center;">7</p>	<p>1: 10.1 ←</p> <p>2: 10.7x →</p> <table border="1" style="width:100%; border-collapse: collapse;"> <tr> <td style="width:50%;">Serie</td> <td style="width:50%; text-align: right;">20.8</td> </tr> <tr> <td>Total</td> <td style="text-align: right;">124.6</td> </tr> </table>	Serie	20.8	Total	124.6	<p>6. Serie Final</p> <p style="text-align: center;">7</p>	<p>1: 10.0 →</p> <p>2: 10.4x ↙</p> <table border="1" style="width:100%; border-collapse: collapse;"> <tr> <td style="width:50%;">Serie</td> <td style="width:50%; text-align: right;">20.4</td> </tr> <tr> <td>Total</td> <td style="text-align: right;">145.0</td> </tr> </table>	Serie	20.4	Total	145.0
Serie	20.8										
Total	124.6										
Serie	20.4										
Total	145.0										

7. Serie Final



Serie	19.7
Total	164.7

8. Serie Final



Serie	20.0
Total	184.7

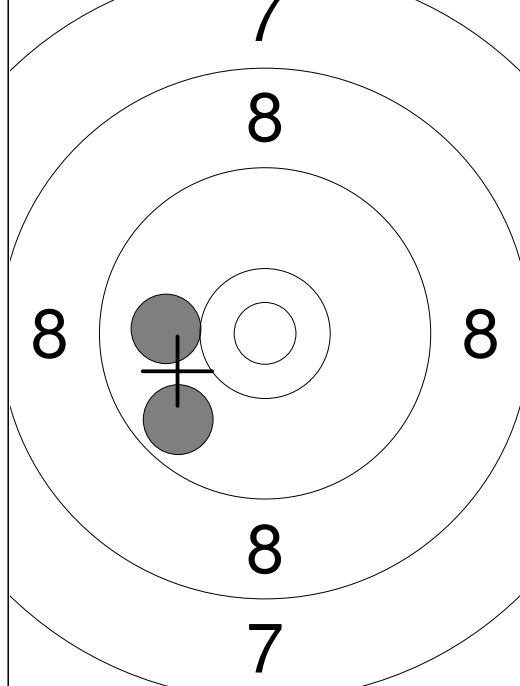
1: 9.8 ←

2: 9.9 ↙

1: 10.3 ↓

2: 9.7 ↑

9. Serie Final



Serie	19.7
Total	204.4

1: 10.0 ←

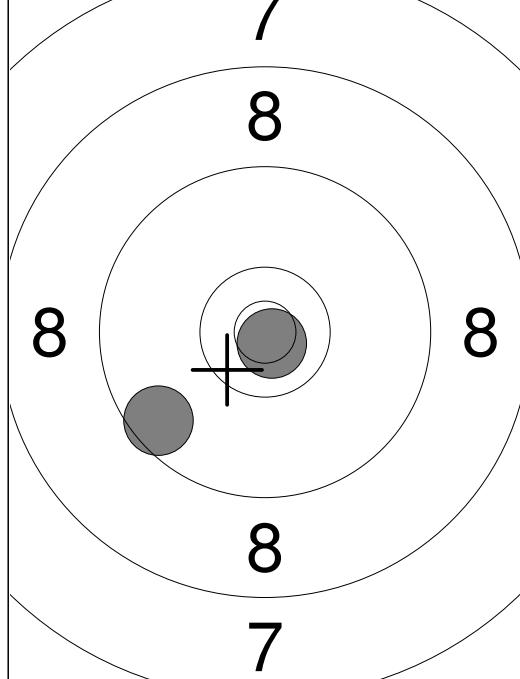
2: 9.7 ↙

<p>1. Serie Final</p>	<p>1: 10.7x ↓</p> <p>2: 9.7 ↓</p> <p>3: 10.7x →</p>	<p>2. Serie Final</p>	<p>1: 9.7 →</p> <p>2: 9.4 ↓</p> <p>3: 9.8 →</p>
Serie 31.1		Serie 28.9	
Total 31.1		Total 60.0	

<p>3. Serie Final</p>	<p>1: 9.7 ↓</p> <p>2: 10.7x →</p>	<p>4. Serie Final</p>	<p>1: 9.8 ←</p> <p>2: 10.3x ←</p>
Serie 20.4		Serie 20.1	
Total 80.4		Total 100.5	

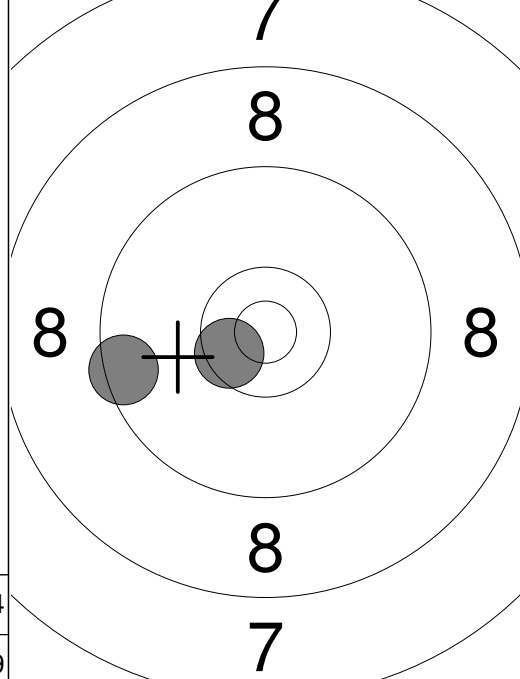
<p>5. Serie Final</p>	<p>1: 10.2 ↖</p> <p>2: 9.8 ↓</p>	<p>6. Serie Final</p>	<p>1: 9.8 ↓</p> <p>2: 10.2 ←</p>
Serie 20.0		Serie 20.0	
Total 120.5		Total 140.5	

7. Serie Final



Serie	20.4
Total	160.9

8. Serie Final

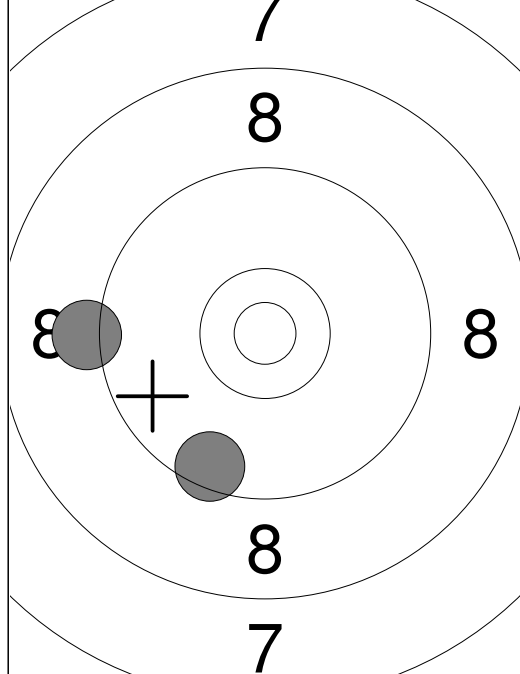


Serie	20.0
Total	180.9

1: 9.6 ↙
2: 10.8x ↘

1: 9.5 ←
2: 10.5x ↙

9. Serie Final



Serie	18.7
Total	199.6

1: 9.5 ↙
2: 9.2 ←